

# Prospectus

Dated April 30, 2020

## State Street Institutional Investment Trust

State Street Aggregate Bond Index Fund

Class A (SSFCX) Class I (SSFDX) Class K (SSFEX)

State Street Equity 500 Index Fund

Class A (SSSVX) Class I (SSSWX) Class K (SSSYX)

State Street Global All Cap Equity ex-U.S. Index Fund (formerly, State Street Global Equity ex-U.S. Index Fund)

Class A (SSGHX) Class I (SSGJX) Class K (SSGLX)

State Street Small/Mid Cap Equity Index Fund

Class A (SSMJX) Class I (SSMLX) Class K (SSMKX)

Beginning on January 1, 2021, as permitted by regulations adopted by the U.S. Securities and Exchange Commission, paper copies of a Fund's annual and semi-annual shareholder reports will no longer be sent by mail, unless you specifically request paper copies of the reports from the Fund (or from your financial intermediary, such as a broker-dealer or bank). Instead, the reports will be made available on the Fund's website ([www.ssgafunds.com](http://www.ssgafunds.com)), and you will be notified by mail each time a report is posted, and provided with a website link to access the report. If you already elected to receive shareholder reports electronically, you will not be affected by this change and you need not take any action. You may elect to receive shareholder reports and other communications from the Funds electronically by calling (800) 647-7327.

You may elect to receive all future reports in paper free of charge. If you invest through a financial intermediary, you can contact your financial intermediary to request that you continue to receive paper copies of your shareholder reports. If you invest directly with a Fund, you can inform the Fund that you wish to continue receiving paper copies of your shareholder reports by calling (800) 647-7327. Your election to receive reports in paper will apply to all funds held in your account.

The U.S. Securities and Exchange Commission and the U.S. Commodity Futures Trading Commission have not approved or disapproved these securities or passed upon the adequacy of this Prospectus. Any representation to the contrary is a criminal offense.

An investment in any of the Funds offered by this Prospectus is not a bank deposit and is not insured or guaranteed by the Federal Deposit Insurance Corporation or any other government agency.

Each Fund may offer multiple classes of shares. This Prospectus covers only the Class A, Class I and Class K Shares of the Funds.

**STATE STREET**  
**GLOBAL ADVISORS**



## TABLE OF CONTENTS

Fund Summaries.....	1
State Street Aggregate Bond Index Fund .....	1
State Street Equity 500 Index Fund .....	8
State Street Global All Cap Equity ex-U.S. Index Fund (formerly, State Street Global Equity ex-U.S. Index Fund) .....	15
State Street Small/Mid Cap Equity Index Fund.....	24
Additional Information About Investment Objectives, Principal Strategies and Risks .....	31
Additional Information About Non-Principal Investment Strategies and Risks .....	47
Portfolio Holdings Disclosure .....	49
Management and Organization .....	50
Shareholder Information.....	53
Dividends, Distributions and Tax Considerations .....	65
Financial Intermediary Arrangements .....	67
Financial Highlights.....	69
Index/Trademark Licenses/Disclaimers.....	82



## STATE STREET AGGREGATE BOND INDEX FUND

### Investment Objective

The State Street Aggregate Bond Index Fund (the “Aggregate Bond Index Fund” or the “Fund”) seeks to provide investment results that, before fees and expenses, correspond generally to the price and yield performance of an index that tracks the U.S. dollar denominated investment grade bond market over the long term.

### Fees and Expenses of the Fund

The tables below describe the fees and expenses that you may pay if you buy and hold shares of the Fund (“Fund Shares”). You may qualify for sales charge discounts on purchases of Class A shares if you agree to invest in the future, or if you and your family currently invest, at least \$100,000 in State Street Funds that offer Class A shares. More information about these and other discounts is available from your financial professional and in Choosing a Share Class – Reducing Your Class A Sales Charge on page 53 of the Fund’s Prospectus. The expenses shown in the table and the Example reflect the expenses of both the Fund and the Fund’s proportionate share of the expenses of State Street Aggregate Bond Index Portfolio (the “Aggregate Bond Index Portfolio” or sometimes referred to in context as the “Portfolio”).

### Shareholder Fees (fees paid directly from your investment)

	<u>Class A</u>	<u>Class I</u>	<u>Class K</u>
Maximum Sales Charge (Load) Imposed on Purchases (as a percentage of offering price)	3.75%	None	None
Maximum Deferred Sales Charge (Load) (as a percentage of the lower of the sale proceeds or the original offering price)	None <sup>1</sup>	None	None

### Annual Fund Operating Expenses (expenses that you pay each year as a percentage of the value of your investment)

	<u>Class A</u>	<u>Class I</u>	<u>Class K</u>
Management Fee <sup>2</sup>	0.025%	0.025%	0.025%
Distribution and/or Shareholder Service (12b-1) Fees	0.250%	0.000%	0.000%
Other Expenses <sup>3</sup>	0.430%	0.430%	0.230%
Total Annual Fund Operating Expenses	<u>0.705%</u>	<u>0.455%</u>	<u>0.255%</u>
Less Fee Waivers and/or Expense Reimbursements <sup>4,5</sup>	(0.230)%	(0.230)%	(0.230)%
Total Annual Fund Operating Expenses After Fee Waivers and/or Expense Reimbursements	<u>0.475%</u>	<u>0.225%</u>	<u>0.025%</u>

<sup>1</sup> A contingent deferred sales charge (“CDSC”) of 1.00% may be assessed on redemptions of Class A shares made within 18 months after purchase where no initial sales charge was paid at the time of purchase as part of an investment of \$1,000,000 or more.

<sup>2</sup> Management Fees have been restated to reflect current fees.

<sup>3</sup> Other Expenses have been restated to reflect current fees for Class A and Class I shares.

<sup>4</sup> The Fund’s investment adviser, SSGA Funds Management, Inc. (the “Adviser” or “SSGA FM”), is contractually obligated until April 30, 2021, separately with respect to each of the Fund and the Portfolio, (i) to waive up to the full amount of the advisory fee payable by the Fund or the Portfolio, and/or (ii) to reimburse the Fund or the Portfolio to the extent that Total Annual Fund Operating Expenses (exclusive of non-recurring account fees, interest, taxes, extraordinary expenses, and distribution, shareholder servicing, and sub-transfer agency fees) exceed 0.025% of the Fund’s or the Portfolio’s average daily net assets on an annual basis. This waiver and/or reimbursement may not be terminated prior to April 30, 2021 except with approval of the Fund/Portfolio’s Board of Trustees.

<sup>5</sup> SSGA FM is contractually obligated to waive up to the portion of the management fee and/or expenses attributable to acquired fund fees and expenses in connection with the Portfolio’s investments in To Be Announced (“TBA”) securities. This fee waiver and/or expense reimbursement may only be terminated with approval of the Fund/Portfolio’s Board of Trustees.

### Example:

This Example is intended to help you compare the cost of investing in the Fund with the cost of investing in other mutual funds. The Example assumes that you invest \$10,000 in the Fund for the time periods indicated, and then sell or hold all of your Fund Shares at the end of those periods. The Example also assumes that your investment has a 5% return each year and that the Fund’s operating expenses remain the same. The calculation of costs for the one-year period takes into account the effect of any current contractual

fee waivers and/or reimbursements; and the calculation of costs for the remaining periods takes such fee waivers and/or reimbursements into account only for the first year of each such period. Although your actual costs may be higher or lower, based on these assumptions your costs would be:

	<u>1 year</u>	<u>3 years</u>	<u>5 years</u>	<u>10 years</u>
Class A	\$422	\$570	\$731	\$1,198
Class I	\$ 23	\$123	\$232	\$ 551
Class K	\$ 3	\$ 59	\$120	\$ 302

### **Portfolio Turnover:**

The Fund pays transaction costs, such as commissions, when it buys and sells securities (or “turns over” its portfolio). As a shareholder of the Aggregate Bond Index Portfolio, the Fund bears its ratable share of the transaction costs associated with the portfolio turnover of the Portfolio. A higher portfolio turnover rate may indicate higher transaction costs and may result in higher taxes when Fund Shares are held in a taxable account. These costs, which are not reflected in Annual Fund Operating Expenses or in the Example, affect the Fund’s performance. During the most recent fiscal year, the Fund’s portfolio turnover rate was 69% of the average value of its portfolio.

### **Principal Investment Strategies**

The Fund is an “index” fund that seeks to track, before fees and expenses, the total return performance of the Bloomberg Barclays U.S. Aggregate Bond Index (the “U.S. Aggregate Bond Index” or sometimes referred to in context as the “Index”) over the long term. As an “index” fund, the Fund is not managed according to traditional methods of “active” investment management, which involve the buying and selling of securities based upon economic, financial and market analysis and investment judgment.

In seeking to track the performance of the Index, the Fund employs a sampling strategy, which means that the Fund will not typically purchase all of the securities represented in the Index. Instead, the Fund may purchase a subset of the securities in the Index, or securities the Adviser considers to be comparable to securities in the Index, in an effort to hold a portfolio of securities with generally the same risk and return characteristics of the Index. The number of holdings in the Fund will be based on a number of factors, including asset size of the Fund. SSGA Funds Management, Inc. (“SSGA FM” or the “Adviser”), the investment adviser to the Fund, generally expects the Fund to hold fewer than the total number of securities in the Index, but reserves the right to hold as many securities as it believes necessary to achieve the Fund’s investment objective.

Under normal circumstances, the Fund generally invests substantially all, but at least 80%, of its net assets (plus borrowings, if any) in securities comprising the Index or in securities that the Adviser determines have economic characteristics that are comparable to the economic characteristics of securities that comprise the Index. The notional value of the Fund’s investments in derivatives or other synthetic instruments that provide exposures comparable, in the judgment of the Adviser, to investments in the Index may be counted toward satisfaction of this 80% policy. The Fund will provide shareholders with at least sixty (60) days’ notice prior to any change in this 80% investment policy. The Fund may also invest in other debt securities, cash and cash equivalents or money market instruments, such as repurchase agreements and money market funds (including money market funds advised by the Adviser).

The Fund may at times purchase or sell futures contracts on fixed-income securities, or options on those futures, in lieu of investing directly in fixed-income securities themselves. The Fund may also purchase or sell futures contracts and related options on the Index (or other fixed-income securities indices). The Fund might do so, for example, in order to adjust the interest-rate sensitivity of the Fund to bring the characteristics of the Fund more closely in line with those of the Index. It might also do so to increase its investment exposure pending investment of cash in bonds or other investments or to reduce its investment exposure in situations where it intends to sell a portion of the securities in its portfolio but the sale has not yet been completed. The Fund may also enter into other derivatives transactions, including the use of options or swap transactions, in lieu of investing directly in the stocks making up the Index. The Fund may, to the extent permitted by applicable law, invest in shares of other mutual funds whose investment objectives and policies are similar to those of the Fund (including funds advised by the Adviser).

The Index is designed to measure the performance of the U.S. dollar denominated investment grade bond market, which includes investment grade (must be Baa3/BBB-/BBB--or higher using the middle rating of Moody’s Investors Service, Inc., Standard & Poor’s, and Fitch Inc.) government bonds, investment grade corporate bonds, mortgage pass-through securities, commercial mortgage backed securities and other asset backed securities that are publicly for sale in the United States. The securities in the Index must have at least 1 year remaining to maturity and must have \$300 million or more of outstanding face value. Asset backed securities must have a minimum deal size of \$500 million and a minimum tranche size of \$25 million. For commercial mortgage backed

securities, the original aggregate transaction must have a minimum deal size of \$500 million, and a minimum tranche size of \$25 million; the aggregate outstanding transaction sizes must be at least \$300 million to remain in the Index. In addition, the securities must be U.S. dollar denominated, fixed rate, non-convertible, and taxable. Certain types of securities, such as flower bonds, targeted investor notes, and state and local government series bonds are excluded from the Index. Also excluded from the Index are structured notes with embedded swaps or other special features, private placements, floating rate securities and Eurobonds. The Index is market capitalization weighted and the securities in the Index are updated on the last business day of each month. As of February 29, 2020, the modified adjusted duration of securities in the Index was approximately 5.88 years. It is not possible to invest directly in the Index.

The Fund expects typically to invest a significant portion of its assets in U.S. agency mortgage pass-through securities up to a total weight that is comparable to that of the Index. Most transactions in mortgage pass-through securities occur through standardized contracts for future delivery in which the exact mortgage pools to be delivered are not specified until a few days prior to settlement, referred to as a “to-be-announced transaction” or “TBA Transaction.” In a TBA Transaction, the buyer and seller agree upon general trade parameters such as agency, settlement date, par amount and price. The actual pools delivered generally are determined two days prior to the settlement date; however, it is not anticipated that the Fund will receive pools, but instead will participate in rolling TBA Transactions. The Fund expects to enter into such contracts on a regular basis.

The Fund seeks to achieve its investment objective by investing substantially all of its investable assets in the Aggregate Bond Index Portfolio, which has substantially identical investment policies to the Fund. When the Fund invests in this “master-feeder” structure, the Fund’s only investments are shares of the Portfolio and it participates in the investment returns achieved by the Portfolio. Descriptions in this section of the investment activities of the “Fund” also generally describe the expected investment activities of the Portfolio.

The Index is sponsored by Bloomberg Index Services Limited (the “Index Provider”) which is not affiliated with the Fund or the Adviser. The Index Provider determines the composition of the Index, relative weightings of the securities in the Index and publishes information regarding the market value of the Index.

## Principal Risks

The Fund is subject to the following principal risks. You could lose money by investing in the Fund. Certain risks relating to instruments and strategies used in the management of the Fund are placed first. The significance of any specific risk to an investment in the Fund will vary over time, depending on the composition of the Fund’s portfolio, market conditions, and other factors. You should read all of the risk information presented below carefully, because any one or more of these risks may result in losses to the Fund. **An investment in the Fund is subject to investment risks, including possible loss of principal, is not a deposit in a bank and is not insured or guaranteed by the Federal Deposit Insurance Corporation or any other government agency.** The Fund may not achieve its investment objective. The Fund is not intended to be a complete investment program, but rather is intended for investment as part of a diversified investment portfolio. Investors should consult their own advisers as to the role of the Fund in their overall investment programs.

**Market Risk:** The Fund’s investments are subject to changes in general economic conditions, general market fluctuations and the risks inherent in investment in securities markets. Investment markets can be volatile and prices of investments can change substantially due to various factors including, but not limited to, economic growth or recession, changes in interest rates, changes in the actual or perceived creditworthiness of issuers, and general market liquidity. The Fund is subject to the risk that geopolitical events will disrupt securities markets and adversely affect global economies and markets. Local, regional or global events such as war, acts of terrorism, the spread of infectious illness or other public health issues, or other events could have a significant impact on the Fund and its investments.

**Debt Securities Risk:** The values of debt securities may increase or decrease as a result of the following: market fluctuations, increases in interest rates, actual or perceived inability or unwillingness of issuers, guarantors or liquidity providers to make scheduled principal or interest payments or illiquidity in debt securities markets; the risk of low rates of return due to reinvestment of securities during periods of falling interest rates or repayment by issuers with higher coupon or interest rates; and/or the risk of low income due to falling interest rates. To the extent that interest rates rise, certain underlying obligations may be paid off substantially slower than originally anticipated and the value of those securities may fall sharply. A rising interest rate environment may cause the value of the Fund’s fixed income securities to decrease, an adverse impact on the liquidity of the Fund’s fixed income securities, and increased volatility of the fixed income markets. If the principal on a debt obligation is prepaid before expected, the prepayments of principal may have to be reinvested in obligations paying interest at lower rates. During periods of falling interest rates, the income received by the Fund may decline. Changes in interest rates will likely have a greater

effect on the values of debt securities of longer durations. Returns on investments in debt securities could trail the returns on other investment options, including investments in equity securities.

**Mortgage-Related and Other Asset-Backed Securities Risk:** Investments in mortgage-related and other asset-backed securities are subject to the risk of significant credit downgrades, illiquidity, and defaults to a greater extent than many other types of fixed-income investments. The liquidity of mortgage-related and asset-backed securities may change over time. During periods of falling interest rates, mortgage- and asset-backed securities may be called or prepaid, which may result in the Fund having to reinvest proceeds in other investments at a lower interest rate. During periods of rising interest rates, the average life of mortgage- and asset-backed securities may extend, which may lock in a below-market interest rate, increase the security's duration and interest rate sensitivity, and reduce the value of the security. Enforcing rights against the underlying assets or collateral may be difficult, and the underlying assets or collateral may be insufficient if the issuer defaults.

**U.S. Government Securities Risk:** Certain U.S. government securities are supported by the full faith and credit of the United States; others are supported by the right of the issuer to borrow from the U.S. Treasury; others are supported by the discretionary authority of the U.S. government to purchase the agency's obligations; and still others are supported only by the credit of the issuing agency, instrumentality, or enterprise. Although U.S. government-sponsored enterprises such as the Federal Home Loan Mortgage Corporation ("Freddie Mac") and the Federal National Mortgage Association ("Fannie Mae") may be chartered or sponsored by Congress, they are not funded by Congressional appropriations, and their securities are not issued by the U.S. Treasury, are not supported by the full faith and credit of the U.S. government, and involve increased credit risks.

**Indexing Strategy/Index Tracking Risk:** The Fund is managed with an indexing investment strategy, attempting to track the performance of an unmanaged index of securities, regardless of the current or projected performance of the Index or of the actual securities comprising the Index. This differs from an actively-managed fund, which typically seeks to outperform a benchmark index. As a result, the Fund's performance may be less favorable than that of a portfolio managed using an active investment strategy. The structure and composition of the Index will affect the performance, volatility, and risk of the Index and, consequently, the performance, volatility, and risk of the Fund. While the Adviser seeks to track the performance of the Index (*i.e.*, achieve a high degree of correlation with the Index), the Fund's return may not match the return of the Index. The Fund incurs a number of operating expenses not applicable to the Index, and incurs costs in buying and selling securities. In addition, the Fund may not be fully invested at times, generally as a result of cash flows into or out of the Fund or reserves of cash held by the Fund to meet redemptions. The Adviser may attempt to replicate the Index return by investing in fewer than all of the securities in the Index, or in some securities not included in the Index, potentially increasing the risk of divergence between the Fund's return and that of the Index.

**Counterparty Risk:** The Fund will be subject to credit risk with respect to the counterparties with which the Fund enters into derivatives contracts, repurchase agreements, reverse repurchase agreements, and other transactions. If a counterparty fails to meet its contractual obligations, the Fund may be unable to terminate or realize any gain on the investment or transaction, or to recover collateral posted to the counterparty, resulting in a loss to the Fund. If the Fund holds collateral posted by its counterparty, it may be delayed or prevented from realizing on the collateral in the event of a bankruptcy or insolvency proceeding relating to the counterparty.

**Derivatives Risk:** Derivative transactions can create investment leverage and may have significant volatility. It is possible that a derivative transaction will result in a much greater loss than the principal amount invested, and the Fund may not be able to close out a derivative transaction at a favorable time or price. The counterparty to a derivatives contract may be unable or unwilling to make timely settlement payments, return the Fund's margin, or otherwise honor its obligations. A derivatives transaction may not behave in the manner anticipated by the Adviser or may not have the effect on the Fund anticipated by the Adviser.

**Income Risk:** The Fund's income may decline due to falling interest rates or other factors. Issuers of securities held by the Fund may call or redeem the securities during periods of falling interest rates, and the Fund would likely be required to reinvest in securities paying lower interest rates. If an obligation held by the Fund is prepaid, the Fund may have to reinvest the prepayment in other obligations paying income at lower rates.

**Large Shareholder Risk:** To the extent a large proportion of the shares of the Portfolio are held by a small number of shareholders (or a single shareholder), including funds or accounts over which the Adviser has investment discretion, the Portfolio is subject to the risk that these shareholders will purchase or redeem Portfolio shares in large amounts rapidly or unexpectedly, including as a result of an asset allocation decision made by the Adviser. These transactions could adversely affect the ability of the Portfolio to conduct its investment program.



**Liquidity Risk:** Lack of a ready market or restrictions on resale may limit the ability of the Fund to sell a security at an advantageous time or price or at all. Illiquid securities may trade at a discount from comparable, more liquid investments and may be subject to wide fluctuations in market value. Illiquidity of the Fund's holdings may limit the ability of the Fund to obtain cash to meet redemptions on a timely basis. In addition, the Fund, due to limitations on investments in any illiquid securities and/or the difficulty in purchasing and selling such investments, may be unable to achieve its desired level of exposure to a certain market or sector.

**Master/Feeder Structure Risk:** The Fund pursues its objective by investing substantially all of its assets in another pooled investment vehicle (a "master fund"). The ability of the Fund to meet its investment objective is directly related to the ability of the master fund to meet its investment objective. The Adviser serves as investment adviser to the master fund, leading to potential conflicts of interest. The Fund will bear its pro rata portion of the expenses incurred by the master fund. Substantial redemptions by other investors in a master fund may affect the master fund's investment program adversely and limit the ability of the master fund to achieve its objective.

**Risk of Investment in Other Pools:** If the Fund invests in another pooled investment vehicle, it is exposed to the risk that the other pool will not perform as expected and is exposed indirectly to all of the risks applicable to an investment in such other pool. The investment policies of the other pool may not be the same as those of the Fund; as a result, an investment in the other pool may be subject to additional or different risks than those to which the Fund is typically subject. The Fund bears its proportionate share of the fees and expenses of any pool in which it invests. The Adviser or an affiliate may serve as investment adviser to a pool in which the Fund may invest, leading to potential conflicts of interest. It is possible that other clients of the Adviser or its affiliates will purchase or sell interests in a pool sponsored or managed by the Adviser or its affiliates at prices and at times more favorable than those at which the Fund does so.

**Unconstrained Sector Risk:** The Fund may invest a substantial portion of its assets within one or more economic sectors or industries, which may change from time to time. Greater investment focus on one or more sectors or industries increases the potential for volatility and the risk that events negatively affecting such sectors or industries could reduce returns, potentially causing the value of the Fund's Shares to decrease, perhaps significantly.

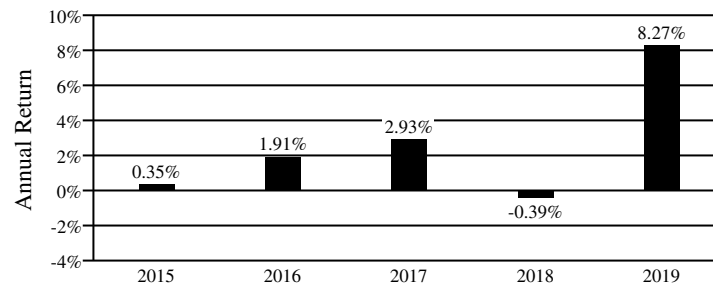
**Valuation Risk:** Some portfolio holdings, potentially a large portion of the Fund's investment portfolio, may be valued on the basis of factors other than market quotations. This may occur more often in times of market turmoil or reduced liquidity. There are multiple methods that can be used to value a portfolio holding when market quotations are not readily available. The value established for any portfolio holding at a point in time might differ from what would be produced using a different methodology or if it had been priced using market quotations. Portfolio holdings that are valued using techniques other than market quotations, including "fair valued" securities, may be subject to greater fluctuation in their valuations from one day to the next than if market quotations were used. In addition, there is no assurance that the Fund could sell or close out a portfolio position for the value established for it at any time, and it is possible that the Fund would incur a loss because a portfolio position is sold or closed out at a discount to the valuation established by the Fund at that time. Investors who purchase or redeem Fund Shares on days when the Fund is holding fair-valued investments may receive fewer or more shares or lower or higher redemption proceeds than they would have received if the Fund had not fair-valued the holding(s) or had used a different valuation methodology.

**When-Issued, TBA and Delayed Delivery Securities Risk:** The Fund may purchase securities on a when-issued, to-be-announced ("TBA") or delayed delivery basis and may purchase securities on a forward commitment basis. The purchase price of the securities is typically fixed at the time of the commitment, but delivery and payment can take place a month or more after the date of the commitment. At the time of delivery of the securities, the value may be more or less than the purchase or sale price. Purchase of securities on a when-issued, TBA, delayed delivery, or forward commitment basis may give rise to investment leverage, and may result in increased volatility of the Fund's net asset value. Default by, or bankruptcy of, a counterparty to a when-issued, TBA or delayed delivery transaction would expose the Fund to possible losses because of an adverse market action, expenses or delays in connection with the purchase or sale of the pools specified in such transaction. Financial Industry Regulatory Authority, Inc. rules impose mandatory margin requirements for certain types of when-issued, TBA delayed delivery or forward commitment transactions, with limited exceptions. Such transactions require mandatory collateralization which may increase the cost of such transactions and impose added operational complexity.

## Performance

The bar chart and table below provide some indication of the risks of investing in the Fund by illustrating the variability of the Fund's returns from year-to-year and by showing how the Fund's average annual returns for the periods indicated compared with those of the Index. The bar chart shows how the Class A shares' returns have varied for each full calendar year shown. The effect of sales charges, applicable to Class A shares only, is not reflected in the bar chart; if these amounts were reflected, returns would be lower. The Fund's past performance does not necessarily indicate how the Fund will perform in the future. Current performance information for the Fund is available toll free by calling (800) 997-7327 or by visiting our website at [www.ssgafunds.com](http://www.ssgafunds.com).

## Annual Total Returns (years ended 12/31)



Highest Quarterly Return: 2.99% (Q2, 2019)

Lowest Quarterly Return: -3.25% (Q4, 2016)

## Average Annual Total Returns (for periods ended 12/31/19)

After-tax returns are calculated using the historical highest individual federal marginal income tax rates and do not reflect the impact of state and local taxes. After-tax returns depend on an investor's tax situation and may differ from those shown below, and after-tax returns are not relevant to investors who hold their shares through tax-advantaged arrangements, such as 401(k) plans or individual retirement accounts ("IRAs").

	<u>One Year</u>	<u>Five Years</u>	<u>Since Inception</u>	<u>Inception Date</u>
Class A				9/19/2014
Return Before Taxes	4.23%	1.78%	2.05%	
Return After Taxes on Distributions	3.28%	0.69%	0.97%	
Return After Taxes on Distributions and Sale of Fund Shares	2.49%	0.86%	1.07%	
Class I	8.55%	2.88%	3.07%	9/19/2014
Class K	8.57%	2.87%	3.10%	9/19/2014
Bloomberg Barclays U.S. Aggregate Bond Index (reflects no deduction for fees, expenses or taxes)	8.72%	3.05%	3.28%	

The Fund will make updated performance information, including its current net asset value, available at the Fund's website: [www.ssgafunds.com](http://www.ssgafunds.com).

## Investment Adviser

SSGA FM serves as the investment adviser to the Fund and the Portfolio.

The professionals primarily responsible for the day-to-day management of the Portfolio and the Fund are Marc DiCosimo and Joanna Madden. They have served as portfolio managers of the Fund and the Portfolio since 2014 and 2016, respectively.

Marc DiCosimo, CFA, is a Vice President of the Adviser and a Senior Portfolio Manager in the Fixed Income Beta Solutions Group. He joined the Adviser in 2013.

Joanna Madden is a Vice President of the Adviser and a Portfolio Manager in the Fixed Income Beta Solutions Group. She joined the Adviser in 2003.

## Purchase and Sale of Fund Shares

### Purchase Minimums

<b>Class A</b>	
To establish an account	\$2,000
To add to an existing account	None
<b>Class I</b>	
To establish an account	None
To add to an existing account	None
<b>Class K</b>	
To establish an account	None
To add to an existing account	None

You may purchase or redeem Fund Shares on any day the Fund is open for business.

*Written Requests and Wire Transfers.* You may purchase or redeem Fund Shares by written request or wire transfer.

Written requests should be sent to:

#### By Mail:

State Street Funds  
P.O. Box 219737  
Kansas City, MO 64121-9737

#### By Overnight/Registered, Express, Certified Mail:

State Street Funds  
430 W 7<sup>th</sup> Street Suite 219737  
Kansas City, MO 64105-1407

#### By Intermediary:

If you wish to purchase or redeem Fund Shares through a broker, bank or other financial intermediary (“Financial Intermediary”), please contact that Financial Intermediary directly. Your Financial Intermediary may have different or additional requirements for opening an account and/or for the processing of purchase and redemption orders, or may be closed at times when the Fund is open. Financial Intermediaries may contact DST Asset Manager Solutions, Inc. at (877) 332-6207 or via email at [nsc cresearch@dtsystems.com](mailto:nsc cresearch@dtsystems.com) with questions.

## Tax Information

The Fund’s distributions are expected to be taxed as ordinary income and/or capital gains, unless you are investing through a tax-advantaged arrangement, such as a 401(k) plan or individual retirement account. Any withdrawals made from such tax-advantaged arrangement may be taxable to you.

## Payments to Broker-Dealers and Other Financial Intermediaries

If you purchase Fund Shares through a broker-dealer or other Financial Intermediary (such as a bank), the Adviser or its affiliates may pay the Financial Intermediary for certain activities related to the Fund, including educational training programs, conferences, the development of technology platforms and reporting systems, or other services related to the sale or promotion of the Fund. These payments may create a conflict of interest by influencing the broker-dealer or other intermediary and your salesperson to recommend the Fund over another investment. Ask your salesperson or visit your Financial Intermediary’s website for more information.

## STATE STREET EQUITY 500 INDEX FUND

### Investment Objective

The investment objective of the State Street Equity 500 Index Fund (the “Equity 500 Index Fund” or sometimes referred to in context as the “Fund”) is to replicate as closely as possible, before expenses, the performance of the Standard & Poor’s 500 Index (the “S&P 500” or sometimes referred to in context as the “Index”).

### Fees and Expenses of the Fund

The tables below describe the fees and expenses that you may pay if you buy and hold shares of the Fund (“Fund Shares”). You may qualify for sales charge discounts on purchases of Class A shares if you agree to invest in the future, or if you and your family currently invest, at least \$50,000 in State Street Funds that offer Class A shares. More information about these and other discounts is available from your financial professional and in Choosing a Share Class – Reducing Your Class A Sales Charge on page 53 of the Fund’s Prospectus. The expenses shown in the table and the Example reflect the expenses of both the Fund and the Fund’s proportionate share of the expenses of State Street Equity 500 Index II Portfolio (the “Equity 500 Index II Portfolio” or sometimes referred to in context as the “Portfolio”).

#### Shareholder Fees (fees paid directly from your investment)

	<u>Class A</u>	<u>Class I</u>	<u>Class K</u>
Maximum Sales Charge (Load) Imposed on Purchases (as a percentage of offering price)	5.25%	None	None
Maximum Deferred Sales Charge (Load) (as a percentage of the lower of the sale proceeds or the original offering price)	None <sup>1</sup>	None	None

#### Annual Fund Operating Expenses (expenses that you pay each year as a percentage of the value of your investment)

	<u>Class A</u>	<u>Class I</u>	<u>Class K</u>
Management Fee	0.02%	0.02%	0.02%
Distribution and/or Shareholder Service (12b-1) Fees	0.25%	0.00%	0.00%
Other Expenses <sup>2</sup>	0.32%	0.32%	0.12%
Total Annual Fund Operating Expenses	<u>0.59%</u>	<u>0.34%</u>	<u>0.14%</u>
Less Fee Waivers and/or Expense Reimbursements <sup>3</sup>	(0.12)%	(0.12)%	(0.12)%
Total Annual Fund Operating Expenses After Fee Waivers and/or Expense Reimbursements	<u>0.47%</u>	<u>0.22%</u>	<u>0.02%</u>

<sup>1</sup> A contingent deferred sales charge (“CDSC”) of 1.00% may be assessed on redemptions of Class A shares made within 18 months after purchase where no initial sales charge was paid at the time of purchase as part of an investment of \$1,000,000 or more.

<sup>2</sup> Other Expenses have been restated to reflect current fees for Class A and Class I shares.

<sup>3</sup> The Fund’s investment adviser, SSGA Funds Management, Inc. (the “Adviser” or “SSGA FM”), is contractually obligated until April 30, 2021, separately with respect to each of the Fund and the Portfolio, (i) to waive up to the full amount of the advisory fee payable by the Fund or the Portfolio, and/or (ii) to reimburse the Fund or the Portfolio to the extent that Total Annual Fund Operating Expenses (exclusive of non-recurring account fees, interest, taxes, extraordinary expenses, and distribution, shareholder servicing, and sub-transfer agency fees) exceed 0.02% of the Fund’s or the Portfolio’s average daily net assets on an annual basis. This waiver and/or reimbursement may not be terminated prior to April 30, 2021 except with approval of the Fund/Portfolio’s Board of Trustees.

### Example:

This Example is intended to help you compare the cost of investing in the Fund with the cost of investing in other mutual funds. The Example assumes that you invest \$10,000 in the Fund for the time periods indicated, and then sell or hold all of your Fund Shares at the end of those periods. The Example also assumes that your investment has a 5% return each year and that the Fund's operating expenses remain the same. The calculation of costs for the one-year period takes into account the effect of any current contractual fee waivers and/or reimbursements; and the calculation of costs for the remaining periods takes such fee waivers and/or reimbursements into account only for the first year of each such period. Although your actual costs may be higher or lower, based on these assumptions your costs would be:

	<u>1 year</u>	<u>3 years</u>	<u>5 years</u>	<u>10 years</u>
Class A	\$571	\$693	\$826	\$1,213
Class I	\$ 23	\$ 97	\$179	\$ 419
Class K	\$ 2	\$ 33	\$ 67	\$ 167

### Portfolio Turnover:

The Fund pays transaction costs, such as commissions, when it buys and sells securities (or "turns over" its portfolio). As a shareholder of the Equity 500 Index II Portfolio, the Fund bears its ratable share of the transaction costs associated with the portfolio turnover of the Portfolio. A higher portfolio turnover rate may indicate higher transaction costs and may result in higher taxes when Fund Shares are held in a taxable account. These costs, which are not reflected in Annual Fund Operating Expenses or in the Example, affect the Fund's performance. During the most recent fiscal year, the Fund's portfolio turnover rate was 21% of the average value of its portfolio.

### Principal Investment Strategies

The Fund uses a passive management strategy designed to track the performance of the S&P 500. The Index is a well-known stock market index that includes common stocks of 500 companies from a number of sectors and that measures the performance of the large-cap sector of the U.S. equities market. As of February 29, 2020, a significant portion of the Index comprised companies in the Information Technology, Health Care and Financial sectors, although this may change from time to time.

The Fund is not managed according to traditional methods of "active" investment management, which involve the buying and selling of securities based upon economic, financial and market analysis and investment judgment. Instead, the Fund, using a "passive" or "indexing" investment approach, seeks to provide investment results that, before expenses, correspond generally to the total return of the S&P 500.

The Fund generally intends to invest in all stocks comprising the S&P 500 in approximate proportion to their weightings in the Index. However, under various circumstances, it may not be possible or practicable to purchase all stocks in those weightings. In those circumstances, the Fund may purchase a sample of the stocks in the Index in proportions expected by SSGA Funds Management, Inc. ("SSGA FM" or the "Adviser"), the investment adviser to the Fund, to match generally the performance of the Index as a whole. In addition, from time to time stocks are added to or removed from the Index. The Fund may sell securities that are represented in the Index, or purchase securities that are not yet represented in the Index, in anticipation of their removal from or addition to the Index. Under normal market conditions, the Fund will not invest less than 80% of its total assets in stocks in the Index. Shareholders will receive sixty (60) days' notice prior to a change in the 80% investment policy. For this purpose, "total assets" means net assets plus borrowings, if any. The notional value of the Fund's investments in derivatives or other synthetic instruments that provide exposures comparable, in the judgment of the Adviser, to investments in the Index may be counted toward satisfaction of this 80% policy. In addition, the Fund may invest in equity securities that are not included in the Index, cash and cash equivalents or money market instruments, such as repurchase agreements and money market funds (including money market funds advised by the Adviser).

The Fund may at times purchase or sell futures contracts, or options on those futures, in lieu of investing directly in the stocks making up the Index. The Fund might do so, for example, in order to increase its investment exposure pending investment of cash in the stocks comprising the Index. Alternatively, the Fund might use futures or options on futures to reduce its investment exposure in situations where it intends to sell a portion of the stocks in its portfolio but the sale has not yet been completed. The Fund may also enter into other derivatives transactions, including the use of options or swap transactions, in lieu of investing directly in the stocks making up the Index. The Fund may also, to the extent permitted by applicable law, invest in shares of other mutual funds whose investment objectives and policies are similar to those of the Fund (including funds advised by the Adviser).

The Fund seeks to achieve its investment objective by investing substantially all of its investable assets in the Equity 500 Index II Portfolio, which has substantially similar investment policies to the Fund. When the Fund invests in this “master-feeder” structure, the Fund’s only investments are shares of the Portfolio, and it participates in the investment returns achieved by the Portfolio. Descriptions in this section of the investment activities of the “Fund” also generally describe the expected investment activities of the Portfolio.

## Principal Risks

The Fund is subject to the following principal risks. You could lose money by investing in the Fund. Certain risks relating to instruments and strategies used in the management of the Fund are placed first. The significance of any specific risk to an investment in the Fund will vary over time, depending on the composition of the Fund’s portfolio, market conditions, and other factors. You should read all of the risk information presented below carefully, because any one or more of these risks may result in losses to the Fund. **An investment in the Fund is subject to investment risks, including possible loss of principal, is not a deposit in a bank and is not insured or guaranteed by the Federal Deposit Insurance Corporation or any other government agency.** The Fund may not achieve its investment objective. The Fund is not intended to be a complete investment program, but rather is intended for investment as part of a diversified investment portfolio. Investors should consult their own advisers as to the role of the Fund in their overall investment programs.

**Market Risk:** The Fund’s investments are subject to changes in general economic conditions, general market fluctuations and the risks inherent in investment in securities markets. Investment markets can be volatile and prices of investments can change substantially due to various factors including, but not limited to, economic growth or recession, changes in interest rates, changes in the actual or perceived creditworthiness of issuers, and general market liquidity. The Fund is subject to the risk that geopolitical events will disrupt securities markets and adversely affect global economies and markets. Local, regional or global events such as war, acts of terrorism, the spread of infectious illness or other public health issues, or other events could have a significant impact on the Fund and its investments.

**Equity Investing Risk:** The market prices of equity securities owned by the Fund may go up or down, sometimes rapidly or unpredictably. The value of a security may decline for a number of reasons that may directly relate to the issuer and also may decline due to general industry or market conditions that are not specifically related to a particular company. In addition, equity markets tend to move in cycles, which may cause stock prices to fall over short or extended periods of time.

**Information Technology Sector Risk:** Market or economic factors impacting information technology companies could have a major effect on the value of the Fund’s investments. The value of stocks of information technology companies is particularly vulnerable to rapid changes in technology product cycles, rapid product obsolescence, government regulation and competition, both domestically and internationally, including competition from foreign competitors with lower production costs. Like other technology companies, information technology companies may have limited product lines, markets, financial resources or personnel. Stocks of technology companies and companies that rely heavily on technology, especially those of smaller, less-seasoned companies, tend to be more volatile than the overall market. Information technology companies are heavily dependent on patent and intellectual property rights, the loss or impairment of which may adversely affect profitability. Additionally, companies in the information technology sector may face dramatic and often unpredictable changes in growth rates and competition for the services of qualified personnel.

**Indexing Strategy/Index Tracking Risk:** The Fund is managed with an indexing investment strategy, attempting to track the performance of an unmanaged index of securities, regardless of the current or projected performance of the Index or of the actual securities comprising the Index. This differs from an actively-managed fund, which typically seeks to outperform a benchmark index. As a result, the Fund’s performance may be less favorable than that of a portfolio managed using an active investment strategy. The structure and composition of the Index will affect the performance, volatility, and risk of the Index and, consequently, the performance, volatility, and risk of the Fund. While the Adviser seeks to track the performance of the Index (*i.e.*, achieve a high degree of correlation with the Index), the Fund’s return may not match the return of the Index. The Fund incurs a number of operating expenses not applicable to the Index, and incurs costs in buying and selling securities. In addition, the Fund may not be fully invested at times, generally as a result of cash flows into or out of the Fund or reserves of cash held by the Fund to meet redemptions. The Adviser may attempt to replicate the Index return by investing in fewer than all of the securities in the Index, or in some securities not included in the Index, potentially increasing the risk of divergence between the Fund’s return and that of the Index.

**Counterparty Risk:** The Fund will be subject to credit risk with respect to the counterparties with which the Fund enters into derivatives contracts, repurchase agreements, reverse repurchase agreements, and other transactions. If a counterparty fails to meet its contractual obligations, the Fund may be unable to terminate or realize any gain on the investment or transaction, or to recover collateral posted to the counterparty, resulting in a loss to the Fund. If the Fund holds collateral posted by its counterparty, it may be delayed or prevented from realizing on the collateral in the event of a bankruptcy or insolvency proceeding relating to the counterparty.

**Derivatives Risk:** Derivative transactions can create investment leverage and may have significant volatility. It is possible that a derivative transaction will result in a much greater loss than the principal amount invested, and the Fund may not be able to close out a derivative transaction at a favorable time or price. The counterparty to a derivatives contract may be unable or unwilling to make timely settlement payments, return the Fund's margin, or otherwise honor its obligations. A derivatives transaction may not behave in the manner anticipated by the Adviser or may not have the effect on the Fund anticipated by the Adviser.

**Financial Sector Risk:** Financial services companies are subject to extensive governmental regulation which may limit both the amounts and types of loans and other financial commitments they can make, the interest rates and fees they can charge, the scope of their activities, the prices they can charge and the amount of capital they must maintain. Profitability is largely dependent on the availability and cost of capital funds and can fluctuate significantly when interest rates change or due to increased competition. In addition, deterioration of the credit markets generally may cause an adverse impact in a broad range of markets, including U.S. and international credit and interbank money markets generally, thereby affecting a wide range of financial institutions and markets. Certain events in the financial sector may cause an unusually high degree of volatility in the financial markets, both domestic and foreign, and cause certain financial services companies to incur large losses. Securities of financial services companies may experience a dramatic decline in value when such companies experience substantial declines in the valuations of their assets, take action to raise capital (such as the issuance of debt or equity securities), or cease operations. Credit losses resulting from financial difficulties of borrowers and financial losses associated with investment activities can negatively impact the sector. Insurance companies may be subject to severe price competition. Adverse economic, business or political developments could adversely affect financial institutions engaged in mortgage finance or other lending or investing activities directly or indirectly connected to the value of real estate.

**Health Care Sector Risk:** Companies in the health care sector are subject to extensive government regulation and their profitability can be significantly affected by restrictions on government reimbursement for medical expenses, rising costs of medical products and services, pricing pressure (including price discounting), limited product lines and an increased emphasis on the delivery of healthcare through outpatient services. Companies in the health care sector are heavily dependent on obtaining and defending patents, which may be time consuming and costly, and the expiration of patents may also adversely affect the profitability of these companies. Health care companies are also subject to extensive litigation based on product liability and similar claims. In addition, their products can become obsolete due to industry innovation, changes in technologies or other market developments. Many new products in the health care sector require significant research and development and may be subject to regulatory approvals, all of which may be time consuming and costly with no guarantee that any product will come to market.

**Large-Capitalization Securities Risk:** Returns on investments in securities of large companies could trail the returns on investments in securities of smaller and mid-sized companies. Larger companies may be unable to respond as quickly as smaller and mid-sized companies to competitive challenges or to changes in business, product, financial, or other market conditions. Larger companies may not be able to maintain growth at the high rates that may be achieved by well-managed smaller and mid-sized companies.

**Large Shareholder Risk:** To the extent a large proportion of the shares of the Portfolio are held by a small number of shareholders (or a single shareholder), including funds or accounts over which the Adviser has investment discretion, the Portfolio is subject to the risk that these shareholders will purchase or redeem Portfolio shares in large amounts rapidly or unexpectedly, including as a result of an asset allocation decision made by the Adviser. These transactions could adversely affect the ability of the Portfolio to conduct its investment program.

**Liquidity Risk:** Lack of a ready market or restrictions on resale may limit the ability of the Fund to sell a security at an advantageous time or price or at all. Illiquid securities may trade at a discount from comparable, more liquid investments and may be subject to wide fluctuations in market value. Illiquidity of the Fund's holdings may limit the ability of the Fund to obtain cash to meet redemptions on a timely basis. In addition, the Fund, due to limitations on investments in any illiquid securities and/or the difficulty in purchasing and selling such investments, may be unable to achieve its desired level of exposure to a certain market or sector.

**Master/Feeder Structure Risk:** The Fund pursues its objective by investing substantially all of its assets in another pooled investment vehicle (a “master fund”). The ability of the Fund to meet its investment objective is directly related to the ability of the master fund to meet its investment objective. The Adviser serves as investment adviser to the master fund, leading to potential conflicts of interest. The Fund will bear its pro rata portion of the expenses incurred by the master fund. Substantial redemptions by other investors in a master fund may affect the master fund’s investment program adversely and limit the ability of the master fund to achieve its objective.

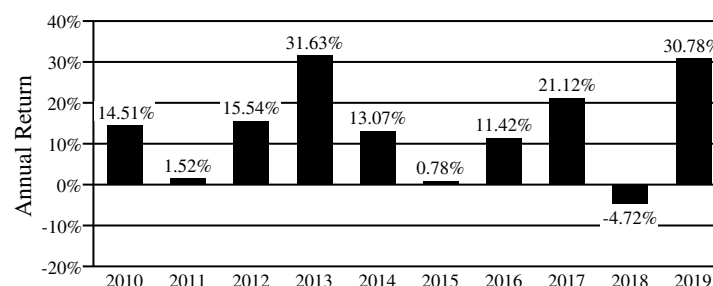
**Risk of Investment in Other Pools:** If the Fund invests in another pooled investment vehicle, it is exposed to the risk that the other pool will not perform as expected and is exposed indirectly to all of the risks applicable to an investment in such other pool. The investment policies of the other pool may not be the same as those of the Fund; as a result, an investment in the other pool may be subject to additional or different risks than those to which the Fund is typically subject. The Fund bears its proportionate share of the fees and expenses of any pool in which it invests. The Adviser or an affiliate may serve as investment adviser to a pool in which the Fund may invest, leading to potential conflicts of interest. It is possible that other clients of the Adviser or its affiliates will purchase or sell interests in a pool sponsored or managed by the Adviser or its affiliates at prices and at times more favorable than those at which the Fund does so.

**Unconstrained Sector Risk:** The Fund may invest a substantial portion of its assets within one or more economic sectors or industries, which may change from time to time. Greater investment focus on one or more sectors or industries increases the potential for volatility and the risk that events negatively affecting such sectors or industries could reduce returns, potentially causing the value of the Fund’s Shares to decrease, perhaps significantly.

**Performance**

The bar chart and table below provide some indication of the risks of investing in the Fund by illustrating the variability of the Fund’s returns from year-to-year and by showing how the Fund’s average annual returns for the periods indicated compared with those of the Index. The bar chart shows how the Class A shares’ returns have varied for each full calendar year shown. The effect of sales charges, applicable to Class A shares only, is not reflected in the bar chart; if these amounts were reflected, returns would be lower. For periods prior to September 17, 2014, the inception date for Class A shares, the performance information shown is that of the Administrative Shares of the Fund, adjusted to reflect the higher class-related operating fees and expenses of Class A shares. The Fund’s past performance does not necessarily indicate how the Fund will perform in the future. Current performance information for the Fund is available toll free by calling (800) 997-7327 or by visiting our website at [www.ssgafunds.com](http://www.ssgafunds.com).

**Annual Total Returns (years ended 12/31)**



Highest Quarterly Return: 13.59% (Q1, 2019)

Lowest Quarterly Return: -14.06% (Q3, 2011)

**Average Annual Total Returns (for periods ended 12/31/19)**

After-tax returns are calculated using the historical highest individual federal marginal income tax rates and do not reflect the impact of state and local taxes. After-tax returns depend on an investor’s tax situation and may differ from those shown below, and after-tax returns are not relevant to investors who hold their shares through tax-advantaged arrangements, such as 401(k) plans or individual retirement accounts (“IRAs”). For periods prior to September 17, 2014, the inception date for Class A and Class I shares, the performance information shown is that of the Administrative Shares of the Fund, adjusted to reflect the higher class-related operating fees and expenses of Class A and Class I. For periods prior to September 17, 2014, the inception date for Class K shares, the performance information shown is that of the Administrative Shares of the Fund.



	<u>One Year</u>	<u>Five Years</u>	<u>Ten Years</u>	<u>Inception Date</u>
Class A				9/17/2014
Return Before Taxes	23.91%	9.93%	12.36%	
Return After Taxes on Distributions	22.70%	8.97%	11.66%	
Return After Taxes on Distributions and Sale of Fund Shares	14.89%	7.65%	10.15%	
Class I	31.17%	11.42%	13.26%	9/17/2014
Class K	31.39%	11.59%	13.36%	9/17/2014
S&P 500 Index (reflects no deduction for fees, expenses or taxes)	31.49%	11.70%	13.56%	

The Fund will make updated performance information, including its current net asset value, available at the Fund's website: [www.ssgafunds.com](http://www.ssgafunds.com).

## Investment Adviser

SSGA FM serves as the investment adviser to the Fund and the Portfolio.

The professionals primarily responsible for the day-to-day management of the Portfolio and the Fund are Michael Feehily, Karl Schneider and Amy Scofield. Michael Feehily has served on the Fund and the Portfolio/the prior master portfolio in which the Fund has invested since 2014. Karl Schneider has served on the Fund and the Portfolio/the prior master portfolio in which the Fund has invested since 2002. Amy Scofield has served on the Fund and the Portfolio/the prior master portfolio in which the Fund has invested since 2012.

Michael Feehily, CFA, is a Senior Managing Director of the Adviser and the Head of Global Equity Beta Solutions in the Americas. He worked at the Adviser from 1997 to 2006 and rejoined in 2010.

Karl Schneider, CAIA, is a Managing Director of the Adviser and Deputy Head of Global Equity Beta Solutions in the Americas. He joined the Adviser in 1997.

Amy Scofield is a Principal of the Adviser and a Portfolio Manager in the Global Equity Beta Solutions Group. She joined the Adviser in 2010.

## Purchase and Sale of Fund Shares

### Purchase Minimums

<b>Class A</b>	
To establish an account	\$2,000
To add to an existing account	None
<b>Class I</b>	
To establish an account	None
To add to an existing account	None
<b>Class K</b>	
To establish an account	None
To add to an existing account	None

You may purchase or redeem Fund Shares on any day the Fund is open for business.

*Written Requests and Wire Transfers.* You may purchase or redeem Fund Shares by written request or wire transfer.

Written requests should be sent to:

By Mail:

State Street Funds  
P.O. Box 219737  
Kansas City, MO 64121-9737

By Overnight/Registered, Express, Certified Mail:

State Street Funds  
430 W 7<sup>th</sup> Street Suite 219737  
Kansas City, MO 64105-1407

By Intermediary:

If you wish to purchase or redeem Fund Shares through a broker, bank or other financial intermediary (“Financial Intermediary”), please contact that Financial Intermediary directly. Your Financial Intermediary may have different or additional requirements for opening an account and/or for the processing of purchase and redemption orders, or may be closed at times when the Fund is open. Financial Intermediaries may contact DST Asset Manager Solutions, Inc. at (877) 332-6207 or via email at [nscresearch@dstsystems.com](mailto:nscresearch@dstsystems.com) with questions.

**Tax Information**

The Fund’s distributions are expected to be taxed as ordinary income, qualified dividend income and/or capital gains, unless you are investing through a tax-advantaged arrangement, such as a 401(k) plan or individual retirement account. Any withdrawals made from such tax-advantaged arrangement may be taxable to you.

**Payments to Broker-Dealers and Other Financial Intermediaries**

If you purchase Fund Shares through a broker-dealer or other Financial Intermediary (such as a bank), the Adviser or its affiliates may pay the Financial Intermediary for certain activities related to the Fund, including educational training programs, conferences, the development of technology platforms and reporting systems, or other services related to the sale or promotion of the Fund. These payments may create a conflict of interest by influencing the broker-dealer or other intermediary and your salesperson to recommend the Fund over another investment. Ask your salesperson or visit your Financial Intermediary’s website for more information.

**STATE STREET GLOBAL ALL CAP EQUITY EX-U.S. INDEX FUND  
(FORMERLY, STATE STREET GLOBAL EQUITY EX-U.S. INDEX FUND)**

**Investment Objective**

The State Street Global All Cap Equity ex-U.S. Index Fund (the “Global All Cap Equity ex-U.S. Index Fund” or the “Fund”) seeks to provide investment results that, before fees and expenses, correspond generally to the total return performance of a broad-based index of world (ex-U.S.) equity markets over the long term.

**Fees and Expenses of the Fund**

The tables below describe the fees and expenses that you may pay if you buy and hold shares of the Fund (“Fund Shares”). You may qualify for sales charge discounts on purchases of Class A shares if you agree to invest in the future, or if you and your family currently invest, at least \$50,000 in State Street Funds that offer Class A shares. More information about these and other discounts is available from your financial professional and in Choosing a Share Class – Reducing Your Class A Sales Charge on page 53 of the Fund’s Prospectus. The expenses shown in the table and the Example reflect the expenses of both the Fund and the Fund’s proportionate share of the expenses of State Street Global All Cap Equity ex-U.S. Index Portfolio (the “Global All Cap Equity ex-U.S. Index Portfolio” or sometimes referred to in context as the “Portfolio”).

**Shareholder Fees** (fees paid directly from your investment)

	<u>Class A</u>	<u>Class I</u>	<u>Class K</u>
Maximum Sales Charge (Load) Imposed on Purchases (as a percentage of offering price)	5.25%	None	None
Maximum Deferred Sales Charge (Load) (as a percentage of the lower of the sale proceeds or the original offering price)	None <sup>1</sup>	None	None

**Annual Fund Operating Expenses** (expenses that you pay each year as a percentage of the value of your investment)

	<u>Class A</u>	<u>Class I</u>	<u>Class K</u>
Management Fee	0.060%	0.060%	0.060%
Distribution and/or Shareholder Service (12b-1) Fees	0.250%	0.000%	0.000%
Other Expenses <sup>2</sup>	0.470%	0.470%	0.270%
Total Annual Fund Operating Expenses	<u>0.780%</u>	<u>0.530%</u>	<u>0.330%</u>
Less Fee Waivers and/or Expense Reimbursements <sup>3</sup>	(0.265)%	(0.265)%	(0.265)%
Total Annual Fund Operating Expenses After Fee Waivers and/or Expense Reimbursements	<u>0.515%</u>	<u>0.265%</u>	<u>0.065%</u>

<sup>1</sup> A contingent deferred sales charge (“CDSC”) of 1.00% may be assessed on redemptions of Class A shares made within 18 months after purchase where no initial sales charge was paid at the time of purchase as part of an investment of \$1,000,000 or more.

<sup>2</sup> Other Expenses have been restated to reflect current fees for Class A and Class I shares.

<sup>3</sup> The Fund’s investment adviser, SSGA Funds Management, Inc. (the “Adviser” or “SSGA FM”), is contractually obligated until April 30, 2021 (i) separately with respect to each of the Fund and the Portfolio (i) to waive up to the full amount of the advisory fee payable by the Fund or the Portfolio, and/or (ii) to reimburse the Fund/Portfolio to the extent that Total Annual Fund Operating Expenses (exclusive of non-recurring account fees, interest, taxes, extraordinary expenses, acquired fund fees, with respect to the Fund, any class-specific expenses, such as distribution, shareholder servicing, sub-transfer agency and administration fees, and, with respect to the Portfolio, distribution, shareholder servicing and sub-transfer agency fees) exceed 0.015% of the Fund’s and 0.08% of the Portfolio’s average daily net assets on an annual basis. This waiver and/or reimbursement may not be terminated prior to April 30, 2021 except with approval of the Fund’s/Portfolio’s Board of Trustees.

### Example:

This Example is intended to help you compare the cost of investing in the Fund with the cost of investing in other mutual funds. The Example assumes that you invest \$10,000 in the Fund for the time periods indicated, and then sell or hold all of your Fund Shares at the end of those periods. The Example also assumes that your investment has a 5% return each year and that the Fund's operating expenses remain the same. The calculation of costs for the one-year period takes into account the effect of any current contractual fee waivers and/or reimbursements; and the calculation of costs for the remaining periods takes such fee waivers and/or reimbursements into account only for the first year of each such period. Although your actual costs may be higher or lower, based on these assumptions your costs would be:

	<u>1 year</u>	<u>3 years</u>	<u>5 years</u>	<u>10 years</u>
Class A	\$575	\$736	\$911	\$1,417
Class I	\$ 27	\$143	\$270	\$ 639
Class K	\$ 7	\$ 79	\$159	\$ 392

### Portfolio Turnover:

The Fund pays transaction costs, such as commissions, when it buys and sells securities (or "turns over" its portfolio). As a shareholder of the Global All Cap Equity ex-U.S. Index Portfolio, the Fund bears its ratable share of the transaction costs associated with the portfolio turnover of the Portfolio. A higher portfolio turnover rate may indicate higher transaction costs and may result in higher taxes when Fund Shares are held in a taxable account. These costs, which are not reflected in Annual Fund Operating Expenses or in the Example, affect the Fund's performance. During the most recent fiscal year, the Fund's portfolio turnover rate was 28% of the average value of its portfolio.

### Principal Investment Strategies

The Fund is an "index" fund that seeks to track, before fees and expenses, the total return performance of the MSCI ACWI ex USA Investable Market Index (the "MSCI ACWI ex USA IMI Index" or sometimes referred to in context as the "Index") over the long term. As an "index" fund, the Fund is not managed according to traditional methods of "active" investment management, which involve the buying and selling of securities based upon economic, financial and market analysis and investment judgment. As of February 29, 2020, a significant portion of the Index comprised companies in the financial sector, although this may change from time to time. As of February 29, 2020, a significant portion of the Index comprised companies located in Japan and the United Kingdom and a significant portion of the Index constituents are denominated in the Yen and the Great Britain Pound although this may change from time to time.

In seeking to track the performance of the Index, the Fund employs a sampling strategy, which means that the Fund is not required to purchase all of the securities represented in the Index. Instead, the Fund may purchase a subset of the securities in the Index in an effort to hold a portfolio of securities with generally the same risk and return characteristics of the Index. The number of holdings in the Fund will be based on a number of factors, including asset size of the Fund. SSGA Funds Management, Inc. ("SSGA FM" or the "Adviser"), the investment adviser to the Fund, generally expects the Fund to hold fewer than the total number of securities in the Index, but reserves the right to hold as many securities as it believes necessary to achieve the Fund's investment objective.

Under normal circumstances, the Fund generally invests substantially all, but at least 80%, of its net assets (plus borrowings, if any) in securities comprising the Index or in American Depositary Receipts ("ADRs") or Global Depositary Receipts ("GDRs") providing exposure to securities comprising the Index. The notional value of the Fund's investments in derivatives or other synthetic instruments that provide exposures comparable, in the judgment of the Adviser, to investments in the Index may be counted toward satisfaction of this 80% policy. The Fund will provide shareholders with at least sixty (60) days' notice prior to any change in this 80% investment policy. In addition, the Fund may invest in equity securities that are not included in the Index, cash and cash equivalents or money market instruments, such as repurchase agreements and money market funds (including money market funds advised by the Adviser).

The Fund may also purchase or sell futures contracts, or options on those futures, in lieu of investing directly in the stocks making up the Index. The Fund might do so, for example, in order to increase its investment exposure pending investment of cash in stocks or other investments. Alternatively, the Fund might use futures or options on futures to reduce its investment exposure in situations where it intends to sell a portion of the stocks in its portfolio but the sale has not yet been completed. The Fund may also enter into

other derivatives transactions, including the use of options, forwards or swap transactions, in lieu of investing directly in the stocks making up the Index. The Fund may also, to the extent permitted by applicable law, invest in shares of other mutual funds whose investment objectives and policies are similar to those of the Fund (including funds advised by the Adviser).

The Index is a free float-adjusted market capitalization index that is designed to measure the combined equity market performance of securities, across all market capitalizations, in developed and emerging market countries excluding the United States. All listed equity securities and listed securities that exhibit characteristics of equity securities, except mutual funds, ETFs, equity derivatives, limited partnerships and most investment trusts, are eligible for inclusion. Countries covered in the Index have historically included, among others, Argentina, Australia, Austria, Belgium, Brazil, Canada, Chile, China, Colombia, Czech Republic, Denmark, Egypt, Finland, France, Germany, Greece, Hong Kong, Hungary, India, Indonesia, Ireland, Israel, Italy, Japan, Malaysia, Mexico, the Netherlands, New Zealand, Norway, Pakistan, Peru, Philippines, Poland, Portugal, Qatar, Russia, Saudi Arabia, Singapore, South Africa, South Korea, Spain, Sweden, Switzerland, Taiwan, Thailand, Turkey, United Arab Emirates and the United Kingdom. It is not possible to invest directly in the Index.

The Fund seeks to achieve its investment objective by investing substantially all of its investable assets in the Global All Cap Equity ex-U.S. Index Portfolio, which has substantially identical investment policies to the Fund. When the Fund invests in this “master-feeder” structure, the Fund’s only investments are shares of the Portfolio and it participates in the investment returns achieved by the Portfolio. Descriptions in this section of the investment activities of the “Fund” also generally describe the expected investment activities of the Portfolio.

The Index is sponsored by MSCI Inc. (the “Index Provider”), which is not affiliated with the Fund or the Adviser. The Index Provider determines the composition of the Index, relative weightings of the securities in the Index and publishes information regarding the market value of the Index.

## Principal Risks

The Fund is subject to the following principal risks. You could lose money by investing in the Fund. Certain risks relating to instruments and strategies used in the management of the Fund are placed first. The significance of any specific risk to an investment in the Fund will vary over time, depending on the composition of the Fund’s portfolio, market conditions, and other factors. You should read all of the risk information presented below carefully, because any one or more of these risks may result in losses to the Fund. **An investment in the Fund is subject to investment risks, including possible loss of principal, is not a deposit in a bank and is not insured or guaranteed by the Federal Deposit Insurance Corporation or any other government agency.** The Fund may not achieve its investment objective. The Fund is not intended to be a complete investment program, but rather is intended for investment as part of a diversified investment portfolio. Investors should consult their own advisers as to the role of the Fund in their overall investment programs.

**Market Risk:** The Fund’s investments are subject to changes in general economic conditions, general market fluctuations and the risks inherent in investment in securities markets. Investment markets can be volatile and prices of investments can change substantially due to various factors including, but not limited to, economic growth or recession, changes in interest rates, changes in the actual or perceived creditworthiness of issuers, and general market liquidity. The Fund is subject to the risk that geopolitical events will disrupt securities markets and adversely affect global economies and markets. Local, regional or global events such as war, acts of terrorism, the spread of infectious illness or other public health issues, or other events could have a significant impact on the Fund and its investments.

**Equity Investing Risk:** The market prices of equity securities owned by the Fund may go up or down, sometimes rapidly or unpredictably. The value of a security may decline for a number of reasons that may directly relate to the issuer and also may decline due to general industry or market conditions that are not specifically related to a particular company. In addition, equity markets tend to move in cycles, which may cause stock prices to fall over short or extended periods of time.

**Non-U.S. Securities Risk:** Non-U.S. securities (including depositary receipts) are subject to political, regulatory, and economic risks not present in domestic investments. There may be less information publicly available about a non-U.S. entity than about a U.S. entity, and many non-U.S. entities are not subject to accounting, auditing, legal and financial report standards comparable to those in the United States. Further, such entities and/or their securities may be subject to risks associated with currency controls; expropriation; changes in tax policy; greater market volatility; differing securities market structures; higher transaction costs; and various administrative difficulties, such as delays in clearing and settling portfolio transactions or in receiving payment of dividends. Securities traded on foreign markets may be less liquid (harder to sell) than securities traded domestically. Foreign governments may impose restrictions on the repatriation of capital to the U.S. In addition, to the extent that the Fund

buys securities denominated in a foreign currency, there are special risks such as changes in currency exchange rates and the risk that a foreign government could regulate foreign exchange transactions. In addition, to the extent investments are made in a limited number of countries, events in those countries will have a more significant impact on the Fund. Investments in depositary receipts may be less liquid and more volatile than the underlying shares in their primary trading market.

**Geographic Focus Risk:** The performance of a fund that is less diversified across countries or geographic regions will be closely tied to market, currency, economic, political, environmental, or regulatory conditions and developments in the countries or regions in which the fund invests, and may be more volatile than the performance of a more geographically-diversified fund.

**Europe:** Developed and emerging market countries in Europe will be significantly affected by the fiscal and monetary controls of the Economic and Monetary Union of the European Union (“EU”). Changes in regulations on trade, decreasing imports or exports, changes in the exchange rate of the euro and recessions among European countries may have a significant adverse effect on the economies of other European countries. In addition, one or more countries may abandon the euro and/or withdraw from the EU. For example, in June 2016, citizens of the United Kingdom voted in a referendum to leave the EU (known as “Brexit”), creating economic and political uncertainty in its wake. In March 2017, the United Kingdom formally notified the European Council of the United Kingdom’s intention to withdraw from the EU pursuant to Article 50 of the Treaty on European Union. This formal notification began a multi-year period of negotiations regarding the terms of the United Kingdom’s exit from the EU, which formally occurred on January 31, 2020. A transition period will take place following the United Kingdom’s exit where the United Kingdom will remain subject to EU rules but will have no role in the EU law-making process. During this transition period, United Kingdom and EU representatives will be negotiating the precise terms of their future relationship. The full scope and nature of the consequences of the exit are not at this time known and are unlikely to be known for a significant period of time. It is also unknown whether the United Kingdom’s exit will increase the likelihood of other countries also departing the EU. Any exits from the EU, or the possibility of such exits, may have a significant impact on the United Kingdom, Europe, and global economies, which may result in increased volatility and illiquidity, new legal and regulatory uncertainties and potentially lower economic growth for such economies that could potentially have an adverse effect on the value of the Fund’s investments. In addition, a number of countries in Europe have suffered terrorist attacks and additional attacks may occur in the future. Such attacks may cause uncertainty in financial markets and may adversely affect the performance of the issuers to which the Fund has exposure.

**United Kingdom:** The United Kingdom has one of the largest economies in Europe, and the United States and other European countries are substantial trading partners of the United Kingdom. As a result, the British economy may be impacted by changes to the economic condition of the United States and other European countries. The British economy, along with certain other EU economies, experienced a significant economic slowdown during the recent financial crisis, and certain British financial institutions suffered significant losses, were severely under-capitalized and required government intervention to survive. The British economy relies heavily on the export of financial services to the United States and other European countries and, therefore, a prolonged slowdown in the financial services sector may have a negative impact on the British economy. Continued governmental involvement or control in certain sectors may stifle competition in certain sectors or cause adverse effects on economic growth.

**Japan:** The growth of Japan’s economy has historically lagged that of its Asian neighbors and other major developed economies. The Japanese economy is heavily dependent on international trade and has been adversely affected by trade tariffs, other protectionist measures, competition from emerging economies and the economic conditions of its trading partners. China has become an important trading partner with Japan, yet the countries’ political relationship has become strained. Should political tension increase, it could adversely affect the economy, especially the export sector, and destabilize the region as a whole. Japan also remains heavily dependent on oil imports, and higher commodity prices could therefore have a negative impact on the economy. The Japanese yen has fluctuated widely at times and any increase in its value may cause a decline in exports that could weaken the Japanese economy. Japan has, in the past, intervened in the currency markets to attempt to maintain or reduce the value of the yen. Japanese intervention in the currency markets could cause the value of the yen to fluctuate sharply and unpredictably and could cause losses to investors. Japan has an aging workforce and has experienced a significant population decline in recent years. Japan’s labor market appears to be undergoing fundamental structural changes, as a labor market traditionally accustomed to lifetime employment adjusts to meet the need for increased labor mobility, which may adversely affect Japan’s economic competitiveness. Natural disasters, such as earthquakes, volcanoes, typhoons or tsunamis, could occur in Japan or surrounding areas and could negatively affect the Japanese economy and, in turn, the Fund.

**Currency Risk:** The value of the Fund's assets may be affected favorably or unfavorably by currency exchange rates, currency exchange control regulations, and delays, restrictions or prohibitions on the repatriation of foreign currencies. Foreign currency exchange rates may have significant volatility, and changes in the values of foreign currencies against the U.S. dollar may result in substantial declines in the values of the Fund's assets denominated in foreign currencies.

**Indexing Strategy/Index Tracking Risk:** The Fund is managed with an indexing investment strategy, attempting to track the performance of an unmanaged index of securities, regardless of the current or projected performance of the Index or of the actual securities comprising the Index. This differs from an actively-managed fund, which typically seeks to outperform a benchmark index. As a result, the Fund's performance may be less favorable than that of a portfolio managed using an active investment strategy. The structure and composition of the Index will affect the performance, volatility, and risk of the Index and, consequently, the performance, volatility, and risk of the Fund. While the Adviser seeks to track the performance of the Index (*i.e.*, achieve a high degree of correlation with the Index), the Fund's return may not match the return of the Index. The Fund incurs a number of operating expenses not applicable to the Index, and incurs costs in buying and selling securities. In addition, the Fund may not be fully invested at times, generally as a result of cash flows into or out of the Fund or reserves of cash held by the Fund to meet redemptions. The Adviser may attempt to replicate the Index return by investing in fewer than all of the securities in the Index, or in some securities not included in the Index, potentially increasing the risk of divergence between the Fund's return and that of the Index.

**Counterparty Risk:** The Fund will be subject to credit risk with respect to the counterparties with which the Fund enters into derivatives contracts, repurchase agreements, reverse repurchase agreements, and other transactions. If a counterparty fails to meet its contractual obligations, the Fund may be unable to terminate or realize any gain on the investment or transaction, or to recover collateral posted to the counterparty, resulting in a loss to the Fund. If the Fund holds collateral posted by its counterparty, it may be delayed or prevented from realizing on the collateral in the event of a bankruptcy or insolvency proceeding relating to the counterparty.

**Depository Receipts Risk:** Investments in depository receipts may be less liquid and more volatile than the underlying securities in their primary trading market. If a depository receipt is denominated in a different currency than its underlying securities, the Fund will be subject to the currency risk of both the investment in the depository receipt and the underlying security. Holders of depository receipts may have limited or no rights to take action with respect to the underlying securities or to compel the issuer of the receipts to take action. The prices of depository receipts may differ from the prices of securities upon which they are based. To the extent the Fund invests in depository receipts based on securities included in the Index, such differences in prices may increase index tracking risk.

**Derivatives Risk:** Derivative transactions can create investment leverage and may have significant volatility. It is possible that a derivative transaction will result in a much greater loss than the principal amount invested, and the Fund may not be able to close out a derivative transaction at a favorable time or price. The counterparty to a derivatives contract may be unable or unwilling to make timely settlement payments, return the Fund's margin, or otherwise honor its obligations. A derivatives transaction may not behave in the manner anticipated by the Adviser or may not have the effect on the Fund anticipated by the Adviser.

**Emerging Markets Risk:** Risks of investing in emerging markets include, among others, greater political and economic instability, greater volatility in currency exchange rates, less developed securities markets, possible trade barriers, currency transfer restrictions, a more limited number of potential buyers and issuers, an emerging market country's dependence on revenue from particular commodities or international aid, less governmental supervision and regulation, unavailability of currency hedging techniques, differences in auditing and financial reporting standards, and less developed legal systems. There is also the potential for unfavorable action such as expropriation, nationalization, embargo, and acts of war. The securities of emerging market companies may trade less frequently and in smaller volumes than more widely held securities. Market disruptions or substantial market corrections may limit very significantly the liquidity of securities of certain companies in a particular country or geographic region, or of all companies in the country or region. The Fund may be unable to liquidate its positions in such securities at any time, or at a favorable price, in order to meet the Fund's obligations. These risks are generally greater for investments in frontier market countries, which typically have smaller economies or less developed capital markets than traditional emerging market countries.

**Financial Sector Risk:** Financial services companies are subject to extensive governmental regulation which may limit both the amounts and types of loans and other financial commitments they can make, the interest rates and fees they can charge, the scope of their activities, the prices they can charge and the amount of capital they must maintain. Profitability is largely dependent on the availability and cost of capital funds and can fluctuate significantly when interest rates change or due to increased competition. In addition, deterioration of the credit markets generally may cause an adverse impact in a broad range of markets,

including U.S. and international credit and interbank money markets generally, thereby affecting a wide range of financial institutions and markets. Certain events in the financial sector may cause an unusually high degree of volatility in the financial markets, both domestic and foreign, and cause certain financial services companies to incur large losses. Securities of financial services companies may experience a dramatic decline in value when such companies experience substantial declines in the valuations of their assets, take action to raise capital (such as the issuance of debt or equity securities), or cease operations. Credit losses resulting from financial difficulties of borrowers and financial losses associated with investment activities can negatively impact the sector. Insurance companies may be subject to severe price competition. Adverse economic, business or political developments could adversely affect financial institutions engaged in mortgage finance or other lending or investing activities directly or indirectly connected to the value of real estate.

**Large-Capitalization Securities Risk:** Returns on investments in securities of large companies could trail the returns on investments in securities of smaller and mid-sized companies. Larger companies may be unable to respond as quickly as smaller and mid-sized companies to competitive challenges or to changes in business, product, financial, or other market conditions. Larger companies may not be able to maintain growth at the high rates that may be achieved by well-managed smaller and mid-sized companies.

**Large Shareholder Risk:** To the extent a large proportion of the shares of the Portfolio are held by a small number of shareholders (or a single shareholder), including funds or accounts over which the Adviser has investment discretion, the Portfolio is subject to the risk that these shareholders will purchase or redeem Portfolio shares in large amounts rapidly or unexpectedly, including as a result of an asset allocation decision made by the Adviser. These transactions could adversely affect the ability of the Portfolio to conduct its investment program.

**Liquidity Risk:** Lack of a ready market or restrictions on resale may limit the ability of the Fund to sell a security at an advantageous time or price or at all. Illiquid securities may trade at a discount from comparable, more liquid investments and may be subject to wide fluctuations in market value. Illiquidity of the Fund's holdings may limit the ability of the Fund to obtain cash to meet redemptions on a timely basis. In addition, the Fund, due to limitations on investments in any illiquid securities and/or the difficulty in purchasing and selling such investments, may be unable to achieve its desired level of exposure to a certain market or sector.

**Master/Feeder Structure Risk:** The Fund pursues its objective by investing substantially all of its assets in another pooled investment vehicle (a "master fund"). The ability of the Fund to meet its investment objective is directly related to the ability of the master fund to meet its investment objective. The Adviser serves as investment adviser to the master fund, leading to potential conflicts of interest. The Fund will bear its pro rata portion of the expenses incurred by the master fund. Substantial redemptions by other investors in a master fund may affect the master fund's investment program adversely and limit the ability of the master fund to achieve its objective.

**Risk of Investment in Other Pools:** If the Fund invests in another pooled investment vehicle, it is exposed to the risk that the other pool will not perform as expected and is exposed indirectly to all of the risks applicable to an investment in such other pool. The investment policies of the other pool may not be the same as those of the Fund; as a result, an investment in the other pool may be subject to additional or different risks than those to which the Fund is typically subject. The Fund bears its proportionate share of the fees and expenses of any pool in which it invests. The Adviser or an affiliate may serve as investment adviser to a pool in which the Fund may invest, leading to potential conflicts of interest. It is possible that other clients of the Adviser or its affiliates will purchase or sell interests in a pool sponsored or managed by the Adviser or its affiliates at prices and at times more favorable than those at which the Fund does so.

**Small-, Mid-, and Micro-Capitalization Securities Risk:** The securities of small-, mid- and micro-capitalization companies may be more volatile and may involve more risk than the securities of larger companies. These companies may have limited product lines, markets or financial resources, may lack the competitive strength of larger companies, and may depend on a few key employees. In addition, these companies may have been recently organized and may have little or no track record of success. The securities of smaller companies may trade less frequently and in smaller volumes than more widely held securities. Some securities of smaller issuers may be illiquid or may be restricted as to resale, and their values may have significant volatility. The Fund may be unable to liquidate its positions in such securities at any time, or at a favorable price, in order to meet the Fund's obligations. Returns on investments in securities of small-, mid- and micro-capitalization companies could trail the returns on investments in securities of larger companies.



**Special Risk Considerations of Investing in China.** Investing in securities of Chinese issuers, including by investing in A Shares, involves certain risks and considerations not typically associated with investing in securities of U.S. issuers, including, among others, more frequent trading suspensions and government interventions (including by nationalization of assets), currency exchange rate fluctuations or blockages, limits on the use of brokers and on foreign ownership, different financial reporting standards, higher dependence on exports and international trade, potential for increased trade tariffs, embargoes and other trade limitations, and custody risks associated with programs used to access Chinese securities. **Significant portions of the Chinese securities markets may become rapidly illiquid, as Chinese issuers have the ability to suspend the trading of their equity securities, and have shown a willingness to exercise that option in response to market volatility and other events.**

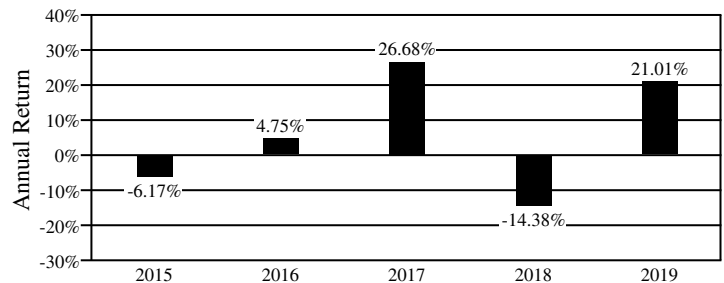
**Unconstrained Sector Risk:** The Fund may invest a substantial portion of its assets within one or more economic sectors or industries, which may change from time to time. Greater investment focus on one or more sectors or industries increases the potential for volatility and the risk that events negatively affecting such sectors or industries could reduce returns, potentially causing the value of the Fund’s Shares to decrease, perhaps significantly.

**Valuation Risk:** Some portfolio holdings, potentially a large portion of the Fund’s investment portfolio, may be valued on the basis of factors other than market quotations. This may occur more often in times of market turmoil or reduced liquidity. There are multiple methods that can be used to value a portfolio holding when market quotations are not readily available. The value established for any portfolio holding at a point in time might differ from what would be produced using a different methodology or if it had been priced using market quotations. Portfolio holdings that are valued using techniques other than market quotations, including “fair valued” securities, may be subject to greater fluctuation in their valuations from one day to the next than if market quotations were used. In addition, there is no assurance that the Fund could sell or close out a portfolio position for the value established for it at any time, and it is possible that the Fund would incur a loss because a portfolio position is sold or closed out at a discount to the valuation established by the Fund at that time. Investors who purchase or redeem Fund Shares on days when the Fund is holding fair-valued investments may receive fewer or more shares or lower or higher redemption proceeds than they would have received if the Fund had not fair-valued the holding(s) or had used a different valuation methodology.

**Performance**

The bar chart and table below provide some indication of the risks of investing in the Fund by illustrating the variability of the Fund’s returns from year-to-year and by showing how the Fund’s average annual returns for the periods indicated compared with those of the Index. The bar chart shows how the Class A shares’ returns have varied for each full calendar year shown. The effect of sales charges, applicable to Class A shares only, is not reflected in the bar chart; if these amounts were reflected, returns would be lower. The Fund’s past performance does not necessarily indicate how the Fund will perform in the future. Current performance information for the Fund is available toll free by calling (800) 997-7327 or by visiting our website at [www.ssgafunds.com](http://www.ssgafunds.com).

**Annual Total Returns (years ended 12/31)**



Highest Quarterly Return: 10.17% (Q1, 2019)

Lowest Quarterly Return: -12.03% (Q3, 2015)

**Average Annual Total Returns (for periods ended 12/31/19)**

After-tax returns are calculated using the historical highest individual federal marginal income tax rates and do not reflect the impact of state and local taxes. After-tax returns depend on an investor’s tax situation and may differ from those shown below, and after-tax returns are not relevant to investors who hold their shares through tax-advantaged arrangements, such as 401(k) plans or individual retirement accounts (“IRAs”). Effective October 9, 2019 (the “Benchmark Index Change Date”), the Fund’s benchmark index changed from the MSCI ACWI ex USA Index (the “Previous Benchmark Index”) to the MSCI ACWI ex USA Investable Market Index, consistent with a change in the Fund’s principal investment strategy to track the performance of the current index. Performance of the Fund prior to the Benchmark Index Change Date is therefore based on the Fund’s investment strategy to track the Previous Benchmark Index.

	<u>One Year</u>	<u>Five Years</u>	<u>Since Inception</u>	<u>Inception Date</u>
Class A				9/17/2014
Return Before Taxes	14.64%	4.09%	2.27%	
Return After Taxes on Distributions	13.48%	3.22%	1.44%	
Return After Taxes on Distributions and Sale of Fund Shares	9.47%	3.12%	1.70%	
Class I	21.24%	5.47%	3.56%	9/17/2014
Class K	21.49%	5.57%	3.66%	9/17/2014
MSCI ACWI ex USA Investable Market Index/MSCI ACWI ex USA Index <sup>1</sup> (reflects no deduction for fees, expenses or taxes other than withholding taxes on reinvested dividends)	21.68%	5.53%	3.78%	
MSCI ACWI ex USA Index (reflects no deduction for fees, expenses or taxes other than withholding taxes on reinvested dividends)	21.51%	5.51%	3.75%	

<sup>1</sup> Returns shown are reflective of the Index for periods beginning on the Benchmark Index Change Date and the Previous Benchmark Index for periods prior to the Benchmark Index Change Date.

The Fund will make updated performance information, including its current net asset value, available at the Fund's website: [www.ssgafunds.com](http://www.ssgafunds.com).

## Investment Adviser

SSGA FM serves as the investment adviser to the Fund and the Portfolio.

The professionals primarily responsible for the day-to-day management of the Portfolio and the Fund are Michael Feehily, Karl Schneider and Olga Winner. They have served on the Fund and the Portfolio since inception in 2014.

Michael Feehily, CFA, is a Senior Managing Director of the Adviser and the Head of Global Equity Beta Solutions in the Americas. He worked at the Adviser from 1997 to 2006 and rejoined in 2010.

Karl Schneider, CAIA, is a Managing Director of the Adviser and Deputy Head of Global Equity Beta Solutions in the Americas. He joined the Adviser in 1997.

Olga Winner, CFA, is a Vice President of the Adviser and a Senior Portfolio Manager in the Global Equity Beta Solutions Group. She joined the Adviser in 2007.

## Purchase and Sale of Fund Shares

### Purchase Minimums

<b>Class A</b>	
To establish an account	\$2,000
To add to an existing account	None
<b>Class I</b>	
To establish an account	None
To add to an existing account	None
<b>Class K</b>	
To establish an account	None
To add to an existing account	None

You may purchase or redeem Fund Shares on any day the Fund is open for business.

*Written Requests and Wire Transfers.* You may purchase or redeem Fund Shares by written request or wire transfer.

Written requests should be sent to:

By Mail:

State Street Funds  
P.O. Box 219737  
Kansas City, MO 64121-9737

By Overnight/Registered, Express, Certified Mail:

State Street Funds  
430 W 7<sup>th</sup> Street Suite 219737  
Kansas City, MO 64105-1407

By Intermediary:

If you wish to purchase or redeem Fund Shares through a broker, bank or other financial intermediary (“Financial Intermediary”), please contact that Financial Intermediary directly. Your Financial Intermediary may have different or additional requirements for opening an account and/or for the processing of purchase and redemption orders, or may be closed at times when the Fund is open. Financial Intermediaries may contact DST Asset Manager Solutions, Inc. at (877) 332-6207 or via email at [nscresearch@dstsystems.com](mailto:nscresearch@dstsystems.com) with questions.

**Tax Information**

The Fund’s distributions are expected to be taxed as ordinary income, qualified dividend income and/or capital gains, unless you are investing through a tax-advantaged arrangement, such as a 401(k) plan or individual retirement account. Any withdrawals made from such tax-advantaged arrangement may be taxable to you.

**Payments to Broker-Dealers and Other Financial Intermediaries**

If you purchase Fund Shares through a broker-dealer or other Financial Intermediary (such as a bank), the Adviser or its affiliates may pay the Financial Intermediary for certain activities related to the Fund, including educational training programs, conferences, the development of technology platforms and reporting systems, or other services related to the sale or promotion of the Fund. These payments may create a conflict of interest by influencing the broker-dealer or other intermediary and your salesperson to recommend the Fund over another investment. Ask your salesperson or visit your Financial Intermediary’s website for more information.

## STATE STREET SMALL/MID CAP EQUITY INDEX FUND

### Investment Objective

The State Street Small/Mid Cap Equity Index Fund (the “Small/Mid Cap Equity Index Fund” or the “Fund”) seeks to provide investment results that, before expenses, correspond generally to the total return of an index that tracks the performance of mid-to small-capitalization exchange traded U.S. equity securities.

### Fees and Expenses of the Fund

The tables below describe the fees and expenses that you may pay if you buy and hold shares of the Fund (“Fund Shares”). You may qualify for sales charge discounts on purchases of Class A shares if you agree to invest in the future, or if you and your family currently invest, at least \$50,000 in State Street Funds that offer Class A shares. More information about these and other discounts is available from your financial professional and in Choosing a Share Class – Reducing Your Class A Sales Charge on page 53 of the Fund’s Prospectus. The expenses shown in the table and the Example reflect the expenses of both the Fund and the Fund’s proportionate share of the expenses of State Street Small/Mid Cap Equity Index Portfolio (the “Small/Mid Cap Equity Index Portfolio” or sometimes referred to in context as the “Portfolio”).

### Shareholder Fees (fees paid directly from your investment)

	<u>Class A</u>	<u>Class I</u>	<u>Class K</u>
Maximum Sales Charge (Load) Imposed on Purchases (as a percentage of offering price)	5.25%	None	None
Maximum Deferred Sales Charge (Load) (as a percentage of the lower of the sale proceeds or the original offering price)	None <sup>1</sup>	None	None

### Annual Fund Operating Expenses (expenses that you pay each year as a percentage of the value of your investment)

	<u>Class A</u>	<u>Class I</u>	<u>Class K</u>
Management Fee	0.030%	0.030%	0.030%
Distribution and/or Shareholder Service (12b-1) Fees	0.250%	0.000%	0.000%
Other Expenses <sup>2</sup>	0.540%	0.540%	0.340%
Total Annual Fund Operating Expenses	<u>0.820%</u>	<u>0.570%</u>	<u>0.370%</u>
Less Fee Waivers and/or Expense Reimbursements <sup>3</sup>	(0.325)%	(0.325)%	(0.325)%
Total Annual Fund Operating Expenses After Fee Waivers and/or Expense Reimbursements	<u>0.495%</u>	<u>0.245%</u>	<u>0.045%</u>

<sup>1</sup> A contingent deferred sales charge (“CDSC”) of 1.00% may be assessed on redemptions of Class A shares made within 18 months after purchase where no initial sales charge was paid at the time of purchase as part of an investment of \$1,000,000 or more.

<sup>2</sup> Other Expenses have been restated to reflect current fees for Class A and Class I shares.

<sup>3</sup> The Fund’s investment adviser, SSGA Funds Management, Inc. (the “Adviser” or “SSGA FM”), is contractually obligated until April 30, 2021, separately with respect to each of the Fund and the Portfolio, (i) to waive up to the full amount of the advisory fee payable by the Fund or the Portfolio, and/or (ii) to reimburse the Fund or the Portfolio to the extent that Total Annual Fund Operating Expenses (exclusive of non-recurring account fees, interest, taxes, extraordinary expenses, and distribution, shareholder servicing, and sub-transfer agency fees and, with respect to the Portfolio, acquired fund fees) exceed 0.045% of the Fund’s and 0.03% of the Portfolio’s average daily net assets on an annual basis. This waiver and/or reimbursement may not be terminated prior to April 30, 2021 except with approval of the Fund/Portfolio’s Board of Trustees.

## Example:

This Example is intended to help you compare the cost of investing in the Fund with the cost of investing in other mutual funds. The Example assumes that you invest \$10,000 in the Fund for the time periods indicated, and then sell or hold all of your Fund Shares at the end of those periods. The Example also assumes that your investment has a 5% return each year and that the Fund's operating expenses remain the same. The calculation of costs for the one-year period takes into account the effect of any current contractual fee waivers and/or reimbursements; and the calculation of costs for the remaining periods takes such fee waivers and/or reimbursements into account only for the first year of each such period. Although your actual costs may be higher or lower, based on these assumptions your costs would be:

	<u>1 year</u>	<u>3 years</u>	<u>5 years</u>	<u>10 years</u>
Class A	\$573	\$742	\$926	\$1,457
Class I	\$ 25	\$150	\$286	\$ 682
Class K	\$ 5	\$ 86	\$175	\$ 436

## Portfolio Turnover:

The Fund pays transaction costs, such as commissions, when it buys and sells securities (or “turns over” its portfolio). As a shareholder of the Small/Mid Cap Equity Index Portfolio, the Fund bears its ratable share of the transaction costs associated with the portfolio turnover of the Portfolio. A higher portfolio turnover rate may indicate higher transaction costs and may result in higher taxes when Fund Shares are held in a taxable account. These costs, which are not reflected in Annual Fund Operating Expenses or in the Example, affect the Fund's performance. During the most recent fiscal year, the Fund's portfolio turnover rate was 51% of the average value of its portfolio.

## Principal Investment Strategies

The Fund uses a passive management strategy designed to track the performance of the Russell Small Cap Completeness Index (the “Index”). The Index is a float-adjusted, market capitalization index which measures the performance of the Russell 3000® Index companies excluding S&P 500® constituents. The Index is constructed to provide a comprehensive and unbiased barometer of the extended broad market beyond the S&P 500 exposure. The index is completely reconstituted annually to ensure new and growing equities are included. As of February 29, 2020, the market capitalization of the companies included in the Index ranged from \$18.16 billion to \$122.17 billion. As of February 29, 2020, the Index comprised 2,542 securities. As of February 29, 2020, a significant portion of the Index comprised companies in the financial services, consumer discretionary, and technology sectors, although this may change from time to time.

The Fund is not managed according to traditional methods of “active” investment management, which involve the buying and selling of securities based upon economic, financial and market analysis and investment judgment. Instead, the Fund, using a “passive” or “indexing” investment approach, seeks to provide investment results that, before expenses, correspond generally to the total return of the Index.

The Fund generally intends to invest in all stocks comprising the Index in approximate proportion to their weightings in the Index. However, under various circumstances, it may not be possible or practicable to purchase all stocks in those weightings. In those circumstances, the Fund may purchase a sample of the stocks in the Index in proportions expected by SSGA Funds Management, Inc. (“SSGA FM” or the “Adviser”), the investment adviser to the Fund, to match generally the performance of the Index as a whole. In addition, from time to time stocks are added to or removed from the Index. The Fund may sell securities that are represented in the Index, or purchase securities that are not yet represented in the Index, in anticipation of their removal from or addition to the Index. Under normal market conditions, the Portfolio invests at least 80% of its net assets (plus borrowings, if any) in stocks in the Index. The Fund will provide shareholders with at least sixty (60) days' notice prior to any change in this 80% investment policy. The notional value of the Fund's investments in derivatives or other synthetic instruments that provide exposures comparable, in the judgment of the Adviser, to investments in the Index may be counted toward satisfaction of this 80% policy. In addition, the Fund may invest in equity securities that are not included in the Index, cash and cash equivalents or money market instruments, such as repurchase agreements and money market funds (including money market funds advised by the Adviser).

The Fund may purchase or sell futures contracts on the Index, or options on those futures, in lieu of investing directly in the stocks making up the Index. The Fund might do so, for example, in order to increase its investment exposure pending investment of cash in the stocks comprising the Index. Alternatively, the Fund might use futures or options on futures to reduce its investment exposure in situations where it intends to sell a portion of the stocks in its portfolio but the sale has not yet been completed. The Fund may also

enter into other derivatives transactions, including the use of options or swap transactions relating to the Index or any securities comprising the Index, in lieu of investing directly in the stocks making up the Index. The Fund may, to the extent permitted by applicable law, invest in shares of other mutual funds whose investment objectives and policies are similar to those of the Fund (including funds advised by the Adviser).

The Fund seeks to achieve its investment objective by investing substantially all of its investable assets in the State Street Small/Mid Cap Equity Index Portfolio, a separate series of the State Street Institutional Investment Trust, with an identical investment objective as the Fund and that has substantially identical investment policies, strategies and risks, to the Fund. When the Fund invests in this “master-feeder” structure, the Fund’s only investments are shares of the Portfolio and it participates in the investment returns achieved by the Portfolio.

The Index is sponsored by Frank Russell Company (the “Index Provider”), which is not affiliated with the Fund or the Adviser. The Index Provider determines the composition of the Index, relative weightings of the securities in the Index and publishes information regarding the market value of the Index.

## Principal Risks

The Fund is subject to the following principal risks. You could lose money by investing in the Fund. Certain risks relating to instruments and strategies used in the management of the Fund are placed first. The significance of any specific risk to an investment in the Fund will vary over time, depending on the composition of the Fund’s portfolio, market conditions, and other factors. You should read all of the risk information presented below carefully, because any one or more of these risks may result in losses to the Fund. **An investment in the Fund is subject to investment risks, including possible loss of principal, is not a deposit in a bank and is not insured or guaranteed by the Federal Deposit Insurance Corporation or any other government agency.** The Fund may not achieve its investment objective. The Fund is not intended to be a complete investment program, but rather is intended for investment as part of a diversified investment portfolio. Investors should consult their own advisers as to the role of the Fund in their overall investment programs.

**Market Risk:** The Fund’s investments are subject to changes in general economic conditions, general market fluctuations and the risks inherent in investment in securities markets. Investment markets can be volatile and prices of investments can change substantially due to various factors including, but not limited to, economic growth or recession, changes in interest rates, changes in the actual or perceived creditworthiness of issuers, and general market liquidity. The Fund is subject to the risk that geopolitical events will disrupt securities markets and adversely affect global economies and markets. Local, regional or global events such as war, acts of terrorism, the spread of infectious illness or other public health issues, or other events could have a significant impact on the Fund and its investments.

**Equity Investing Risk:** The market prices of equity securities owned by the Fund may go up or down, sometimes rapidly or unpredictably. The value of a security may decline for a number of reasons that may directly relate to the issuer and also may decline due to general industry or market conditions that are not specifically related to a particular company. In addition, equity markets tend to move in cycles, which may cause stock prices to fall over short or extended periods of time.

**Small-, Mid-, and Micro-Capitalization Securities Risk:** The securities of small-, mid- and micro-capitalization companies may be more volatile and may involve more risk than the securities of larger companies. These companies may have limited product lines, markets or financial resources, may lack the competitive strength of larger companies, and may depend on a few key employees. In addition, these companies may have been recently organized and may have little or no track record of success. The securities of smaller companies may trade less frequently and in smaller volumes than more widely held securities. Some securities of smaller issuers may be illiquid or may be restricted as to resale, and their values may have significant volatility. The Fund may be unable to liquidate its positions in such securities at any time, or at a favorable price, in order to meet the Fund’s obligations. Returns on investments in securities of small-, mid- and micro-capitalization companies could trail the returns on investments in securities of larger companies.

**Financial Sector Risk:** Financial services companies are subject to extensive governmental regulation which may limit both the amounts and types of loans and other financial commitments they can make, the interest rates and fees they can charge, the scope of their activities, the prices they can charge and the amount of capital they must maintain. Profitability is largely dependent on the availability and cost of capital funds and can fluctuate significantly when interest rates change or due to increased competition. In addition, deterioration of the credit markets generally may cause an adverse impact in a broad range of markets, including U.S. and international credit and interbank money markets generally, thereby affecting a wide range of financial institutions and markets. Certain events in the financial sector may cause an unusually high degree of volatility in the financial mar-

kets, both domestic and foreign, and cause certain financial services companies to incur large losses. Securities of financial services companies may experience a dramatic decline in value when such companies experience substantial declines in the valuations of their assets, take action to raise capital (such as the issuance of debt or equity securities), or cease operations. Credit losses resulting from financial difficulties of borrowers and financial losses associated with investment activities can negatively impact the sector. Insurance companies may be subject to severe price competition. Adverse economic, business or political developments could adversely affect financial institutions engaged in mortgage finance or other lending or investing activities directly or indirectly connected to the value of real estate.

**Technology Sector Risk:** Market or economic factors impacting technology companies and companies that rely heavily on technological advances could have a major effect on the value of the Fund's investments. The value of stocks of technology companies and companies that rely heavily on technology is particularly vulnerable to rapid changes in technology product cycles, rapid product obsolescence, government regulation and competition, both domestically and internationally, including competition from foreign competitors with lower production costs. Stocks of technology companies and companies that rely heavily on technology, especially those of smaller, less-seasoned companies, tend to be more volatile than the overall market. Technology companies are heavily dependent on patent and intellectual property rights, the loss or impairment of which may adversely affect profitability. Additionally, companies in the technology sector may face dramatic and often unpredictable changes in growth rates and competition for the services of qualified personnel.

**Indexing Strategy/Index Tracking Risk:** The Fund is managed with an indexing investment strategy, attempting to track the performance of an unmanaged index of securities, regardless of the current or projected performance of the Index or of the actual securities comprising the Index. This differs from an actively-managed fund, which typically seeks to outperform a benchmark index. As a result, the Fund's performance may be less favorable than that of a portfolio managed using an active investment strategy. The structure and composition of the Index will affect the performance, volatility, and risk of the Index and, consequently, the performance, volatility, and risk of the Fund. While the Adviser seeks to track the performance of the Index (*i.e.*, achieve a high degree of correlation with the Index), the Fund's return may not match the return of the Index. The Fund incurs a number of operating expenses not applicable to the Index, and incurs costs in buying and selling securities. In addition, the Fund may not be fully invested at times, generally as a result of cash flows into or out of the Fund or reserves of cash held by the Fund to meet redemptions. The Adviser may attempt to replicate the Index return by investing in fewer than all of the securities in the Index, or in some securities not included in the Index, potentially increasing the risk of divergence between the Fund's return and that of the Index.

**Consumer Discretionary Sector Risk:** The success of consumer product manufacturers and retailers is tied closely to the performance of the overall global economy, interest rates, competition and consumer confidence. Success depends heavily on disposable household income and consumer spending. Also, companies in the consumer discretionary sector may be subject to severe competition, which may have an adverse impact on their respective profitability. Changes in demographics and consumer tastes can also affect the demand for, and success of, consumer products and services in the marketplace.

**Counterparty Risk:** The Fund will be subject to credit risk with respect to the counterparties with which the Fund enters into derivatives contracts, repurchase agreements, reverse repurchase agreements, and other transactions. If a counterparty fails to meet its contractual obligations, the Fund may be unable to terminate or realize any gain on the investment or transaction, or to recover collateral posted to the counterparty, resulting in a loss to the Fund. If the Fund holds collateral posted by its counterparty, it may be delayed or prevented from realizing on the collateral in the event of a bankruptcy or insolvency proceeding relating to the counterparty.

**Derivatives Risk:** Derivative transactions can create investment leverage and may have significant volatility. It is possible that a derivative transaction will result in a much greater loss than the principal amount invested, and the Fund may not be able to close out a derivative transaction at a favorable time or price. The counterparty to a derivatives contract may be unable or unwilling to make timely settlement payments, return the Fund's margin, or otherwise honor its obligations. A derivatives transaction may not behave in the manner anticipated by the Adviser or may not have the effect on the Fund anticipated by the Adviser.

**Large Shareholder Risk:** To the extent a large proportion of the shares of the Portfolio are held by a small number of shareholders (or a single shareholder), including funds or accounts over which the Adviser has investment discretion, the Portfolio is subject to the risk that these shareholders will purchase or redeem Portfolio shares in large amounts rapidly or unexpectedly, including as a result of an asset allocation decision made by the Adviser. These transactions could adversely affect the ability of the Portfolio to conduct its investment program.

**Liquidity Risk:** Lack of a ready market or restrictions on resale may limit the ability of the Fund to sell a security at an advantageous time or price or at all. Illiquid securities may trade at a discount from comparable, more liquid investments and may be subject to wide fluctuations in market value. Illiquidity of the Fund’s holdings may limit the ability of the Fund to obtain cash to meet redemptions on a timely basis. In addition, the Fund, due to limitations on investments in any illiquid securities and/or the difficulty in purchasing and selling such investments, may be unable to achieve its desired level of exposure to a certain market or sector.

**Master/Feeder Structure Risk:** The Fund pursues its objective by investing substantially all of its assets in another pooled investment vehicle (a “master fund”). The ability of the Fund to meet its investment objective is directly related to the ability of the master fund to meet its investment objective. The Adviser serves as investment adviser to the master fund, leading to potential conflicts of interest. The Fund will bear its pro rata portion of the expenses incurred by the master fund. Substantial redemptions by other investors in a master fund may affect the master fund’s investment program adversely and limit the ability of the master fund to achieve its objective.

**Risk of Investment in Other Pools:** If the Fund invests in another pooled investment vehicle, it is exposed to the risk that the other pool will not perform as expected and is exposed indirectly to all of the risks applicable to an investment in such other pool. The investment policies of the other pool may not be the same as those of the Fund; as a result, an investment in the other pool may be subject to additional or different risks than those to which the Fund is typically subject. The Fund bears its proportionate share of the fees and expenses of any pool in which it invests. The Adviser or an affiliate may serve as investment adviser to a pool in which the Fund may invest, leading to potential conflicts of interest. It is possible that other clients of the Adviser or its affiliates will purchase or sell interests in a pool sponsored or managed by the Adviser or its affiliates at prices and at times more favorable than those at which the Fund does so.

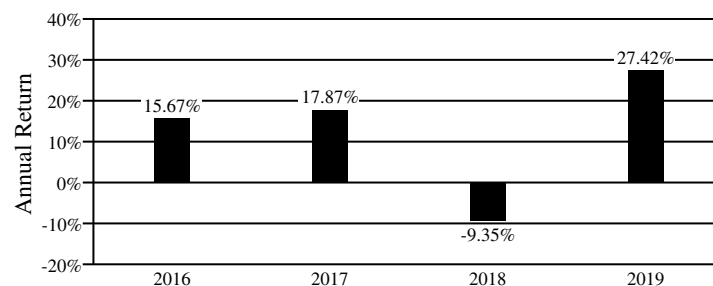
**Unconstrained Sector Risk:** The Fund may invest a substantial portion of its assets within one or more economic sectors or industries, which may change from time to time. Greater investment focus on one or more sectors or industries increases the potential for volatility and the risk that events negatively affecting such sectors or industries could reduce returns, potentially causing the value of the Fund’s Shares to decrease, perhaps significantly.

**Valuation Risk:** Some portfolio holdings, potentially a large portion of the Fund’s investment portfolio, may be valued on the basis of factors other than market quotations. This may occur more often in times of market turmoil or reduced liquidity. There are multiple methods that can be used to value a portfolio holding when market quotations are not readily available. The value established for any portfolio holding at a point in time might differ from what would be produced using a different methodology or if it had been priced using market quotations. Portfolio holdings that are valued using techniques other than market quotations, including “fair valued” securities, may be subject to greater fluctuation in their valuations from one day to the next than if market quotations were used. In addition, there is no assurance that the Fund could sell or close out a portfolio position for the value established for it at any time, and it is possible that the Fund would incur a loss because a portfolio position is sold or closed out at a discount to the valuation established by the Fund at that time. Investors who purchase or redeem Fund Shares on days when the Fund is holding fair-valued investments may receive fewer or more shares or lower or higher redemption proceeds than they would have received if the Fund had not fair-valued the holding(s) or had used a different valuation methodology.

**Performance**

The bar chart and table below provide some indication of the risks of investing in the Fund by illustrating the variability of the Fund’s returns from year-to-year and by showing how the Fund’s average annual returns for the periods indicated compared with those of the Index. The bar chart shows how the Class A shares’ returns have varied for each full calendar year shown. The Fund’s past performance does not necessarily indicate how the Fund will perform in the future. Current performance information for the Fund is available toll free by calling (800) 997-7327 or by visiting our website at [www.ssgafunds.com](http://www.ssgafunds.com).

**Annual Total Returns (years ended 12/31)**



Highest Quarterly Return: 15.85% (Q1, 2019)

Lowest Quarterly Return: -17.87% (Q4, 2018)



## Average Annual Total Returns (for periods ended 12/31/19)

After-tax returns are calculated using the historical highest individual federal marginal income tax rates and do not reflect the impact of state and local taxes. After-tax returns depend on an investor's tax situation and may differ from those shown below, and after-tax returns are not relevant to investors who hold their shares through tax-advantaged arrangements, such as 401(k) plans or individual retirement accounts ("IRAs").

	<b>One Year</b>	<b>Since Inception</b>	<b>Inception Date</b>
Class A			10/15/2015
Return Before Taxes	20.74%	9.49%	
Return After Taxes on Distributions	19.08%	8.34%	
Return After Taxes on Distributions and Sale of Fund Shares	13.10%	7.15%	
Class I	27.70%	11.19%	10/15/2015
Class K	27.84%	9.59%	8/11/2015
Russell Small Cap Completeness Index (reflects no deduction for fees, expenses or taxes)	28.04%	9.67%	

The Fund will make updated performance information, including its current net asset value, available at the Fund's website: [www.ssgafunds.com](http://www.ssgafunds.com).

## Investment Adviser

SSGA FM serves as the investment adviser to the Fund and the Portfolio.

The professionals primarily responsible for the day-to-day management of the Portfolio and the Fund are Michael Feehily, Karl Schneider and Ted Janowsky each of which has served as a portfolio manager of the Fund and the Portfolio since inception in 2015.

Michael Feehily, CFA, is a Senior Managing Director of the Adviser and the Head of Global Equity Beta Solutions in the Americas. He worked at the Adviser from 1997 to 2006 and rejoined in 2010.

Karl Schneider, CAIA, is a Managing Director of the Adviser and Deputy Head of Global Equity Beta Solutions in the Americas. He joined the Adviser in 1997.

Ted Janowsky, CFA, is a Vice President of the Adviser and a Senior Portfolio Manager in the Global Equity Beta Solutions Group. He joined the Adviser in 2005.

## Purchase and Sale of Fund Shares

### Purchase Minimums

<b>Class A</b>	
To establish an account	\$2,000
To add to an existing account	None
<b>Class I</b>	
To establish an account	None
To add to an existing account	None
<b>Class K</b>	
To establish an account	None
To add to an existing account	None

You may purchase or redeem Fund Shares on any day the Fund is open for business.

*Written Requests and Wire Transfers.* You may purchase or redeem Fund Shares by written request or wire transfer.

Written requests should be sent to:

By Mail:

State Street Funds  
P.O. Box 219737  
Kansas City, MO 64121-9737

By Overnight/Registered, Express, Certified Mail:

State Street Funds  
430 W 7<sup>th</sup> Street Suite 219737  
Kansas City, MO 64105-1407

By Intermediary:

If you wish to purchase or redeem Fund Shares through a broker, bank or other financial intermediary (“Financial Intermediary”), please contact that Financial Intermediary directly. Your Financial Intermediary may have different or additional requirements for opening an account and/or for the processing of purchase and redemption orders, or may be closed at times when the Fund is open. Financial Intermediaries may contact DST Asset Manager Solutions, Inc. at (877) 332-6207 or via email at [nscresearch@dstsystems.com](mailto:nscresearch@dstsystems.com) with questions.

**Tax Information**

The Fund’s distributions are expected to be taxed as ordinary income, qualified dividend income and/or capital gains, unless you are investing through a tax-advantaged arrangement, such as a 401(k) plan or individual retirement account. Any withdrawals made from such tax-advantaged arrangement may be taxable to you.

**Payments to Broker-Dealers and Other Financial Intermediaries**

If you purchase Fund Shares through a broker-dealer or other Financial Intermediary (such as a bank), the Adviser or its affiliates may pay the Financial Intermediary for certain activities related to the Fund, including educational training programs, conferences, the development of technology platforms and reporting systems, or other services related to the sale or promotion of the Fund. These payments may create a conflict of interest by influencing the broker-dealer or other intermediary and your salesperson to recommend the Fund over another investment. Ask your salesperson or visit your Financial Intermediary’s website for more information.

## **ADDITIONAL INFORMATION ABOUT INVESTMENT OBJECTIVES, PRINCIPAL STRATEGIES AND RISKS**

### **Investment Objective**

The State Street Institutional Investment Trust's (the "Trust") Board of Trustees (the "Board") may change each Fund's investment strategies and other policies without shareholder approval, except as otherwise indicated. The Board may change each Fund's investment objective without shareholder approval. If the Trustees were to approve a change to the Equity 500 Index Fund's investment objective, shareholders would receive advance notice.

#### State Street Aggregate Bond Index Fund

### **Principal Investment Strategies**

The Fund is an "index" fund that seeks to track, before fees and expenses, the total return performance of the Bloomberg Barclays U.S. Aggregate Bond Index (the "U.S. Aggregate Bond Index" or sometimes referred to in context as the "Index") over the long term. As an "index" fund, the Fund is not managed according to traditional methods of "active" investment management, which involve the buying and selling of securities based upon economic, financial and market analysis and investment judgment.

In seeking to track the performance of the Index, the Fund employs a sampling strategy, which means that the Fund will not typically purchase all of the securities represented in the Index. Instead, the Fund may purchase a subset of the securities in the Index, or securities the Adviser considers to be comparable to securities in the Index, in an effort to hold a portfolio of securities with generally the same risk and return characteristics of the Index. The number of holdings in the Fund will be based on a number of factors, including asset size of the Fund. SSGA FM generally expects the Fund to hold fewer than the total number of securities in the Index, but reserves the right to hold as many securities as it believes necessary to achieve the Fund's investment objective.

Under normal circumstances, the Fund generally invests substantially all, but at least 80%, of its net assets (plus borrowings, if any) in securities comprising the Index or in securities that the Adviser determines have economic characteristics that are comparable to the economic characteristics of securities that comprise the Index. The notional value of the Fund's investments in derivatives or other synthetic instruments that provide exposures comparable, in the judgment of the Adviser, to investments in the Index may be counted toward satisfaction of this 80% policy. The Fund will provide shareholders with at least sixty (60) days' notice prior to any change in this 80% investment policy. The Fund may also invest in other debt securities, cash and cash equivalents or money market instruments, such as repurchase agreements and money market funds (including money market funds advised by the Adviser).

The Fund may at times purchase or sell futures contracts on fixed-income securities, or options on those futures, in lieu of investing directly in fixed-income securities themselves. The Fund may also purchase or sell futures contracts and related options on the Index (or other fixed-income securities indices). The Fund might do so, for example, in order to adjust the interest-rate sensitivity of the Fund to bring the characteristics of the Fund more closely in line with those of the Index. It might also do so to increase its investment exposure pending investment of cash in bonds or other investments or to reduce its investment exposure in situations where it intends to sell a portion of the securities in its portfolio but the sale has not yet been completed. The Fund may also enter into other derivatives transactions, including the use of options or swap transactions, in lieu of investing directly in the stocks making up the Index. The Fund may, to the extent permitted by applicable law, invest in shares of other mutual funds whose investment objectives and policies are similar to those of the Fund (including funds advised by the Adviser).

The Index is designed to measure the performance of the U.S. dollar denominated investment grade bond market, which includes investment grade (must be Baa3/BBB-/BBB--or higher using the middle rating of Moody's Investors Service, Inc., Standard & Poor's, and Fitch Inc.) government bonds, investment grade corporate bonds, mortgage pass-through securities, commercial mortgage backed securities and other asset backed securities that are publicly for sale in the United States. The securities in the Index must have at least 1 year remaining to maturity and must have \$300 million or more of outstanding face value. Asset backed securities must have a minimum deal size of \$500 million and a minimum tranche size of \$25 million. For commercial mortgage backed securities, the original aggregate transaction must have a minimum deal size of \$500 million, and a minimum tranche size of \$25 million; the aggregate outstanding transaction sizes must be at least \$300 million to remain in the Index. In addition, the securities must be U.S. dollar denominated, fixed rate, non-convertible, and taxable. Certain types of securities, such as flower bonds, targeted investor notes, and state and local government series bonds are excluded from the Index. Also excluded from the Index are structured notes with embedded swaps or other special features, private placements, floating rate securities and Eurobonds. The Index is market capitalization weighted and the securities in the Index are updated on the last business day of each month. As of February 29, 2020, the modified adjusted duration of securities in the Index was approximately 5.88 years. It is not possible to invest directly in the Index.

The Fund expects typically to invest a significant portion of its assets in U.S. agency mortgage pass-through securities up to a total weight that is comparable to that of the Index. Most transactions in mortgage pass-through securities occur through standardized contracts for future delivery in which the exact mortgage pools to be delivered are not specified until a few days prior to settlement, referred to as a “to-be-announced transaction” or “TBA Transaction.” In a TBA Transaction, the buyer and seller agree upon general trade parameters such as agency, settlement date, par amount and price. The actual pools delivered generally are determined two days prior to the settlement date; however, it is not anticipated that the Fund will receive pools, but instead will participate in rolling TBA Transactions. The Fund expects to enter into such contracts on a regular basis.

The Fund seeks to achieve its investment objective by investing substantially all of its investable assets in the Aggregate Bond Index Portfolio, which has substantially identical investment policies to the Fund. When the Fund invests in this “master-feeder” structure, the Fund’s only investments are shares of the Portfolio and it participates in the investment returns achieved by the Portfolio. Descriptions in this section of the investment activities of the “Fund” also generally describe the expected investment activities of the Portfolio.

The Index is sponsored by Bloomberg Index Services Limited (the “Index Provider”) which is not affiliated with the Fund or the Adviser. The Index Provider determines the composition of the Index, relative weightings of the securities in the Index and publishes information regarding the market value of the Index.

*Index Futures Contracts and Related Options.* The Fund may buy and sell futures contracts and options on those futures contracts. An “index futures” contract is a contract to buy or sell units of an index at an agreed price on a specified future date. Depending on the change in value of the Index between the time when the Fund enters into and closes out an index future or option transaction, the Fund realizes a gain or loss. Options and futures transactions involve risks. For example, it is possible that changes in the prices of futures contracts will not correlate precisely with changes in the value of the Index. In those cases, use of futures contracts and related options might decrease the correlation between the return of the Fund and the return of the Index. In addition, the Fund incurs transaction costs in entering into, and closing out, positions in futures contracts and related options. Funds that enter into contracts with counterparties run the risk that the counterparty will be unwilling or unable to make timely settlement payments or otherwise honor its obligations. This risk is typically less for exchange-traded derivatives, such as those the Fund may invest in.

These costs typically have the effect of reducing the correlation between the return of the Fund and the return of the Index. Because the secondary market for futures contracts and options may be illiquid, the Fund may have to hold a contract or option when the Adviser would otherwise have sold it, or it may only be able to sell at a price lower than what the Adviser believes is the fair value of the contract or option, thereby potentially reducing the return of the Fund.

*Other Derivative Transactions.* The Fund may enter into derivatives transactions involving options and swaps. These transactions involve many of the same risks as those described above under “Index Futures Contracts and Related Options.” In addition, since many of such transactions are conducted directly with counterparties, and not on an exchange or board of trade, the Fund’s ability to realize any investment return on such transactions may depend on the counterparty’s ability or willingness to meet its obligations.

*Additional Index Information.* The components of the Index are reconstituted and rebalanced monthly.

State Street Equity 500 Index Fund

## **Principal Investment Strategies**

The Fund uses a passive management strategy designed to track the performance of the S&P 500. The Index is a well-known stock market index that includes common stocks of 500 companies from a number of sectors and that measures the performance of the large-cap sector of the U.S. equities market. As of February 29, 2020, a significant portion of the Index comprised companies in the Information Technology, Health Care and Financial sectors, although this may change from time to time.

The Fund is not managed according to traditional methods of “active” investment management, which involve the buying and selling of securities based upon economic, financial and market analysis and investment judgment. Instead, the Fund, using a “passive” or “indexing” investment approach, seeks to provide investment results that, before expenses, correspond generally to the total return of the S&P 500.

The Fund generally intends to invest in all stocks comprising the S&P 500 in approximate proportion to their weightings in the Index. However, under various circumstances, it may not be possible or practicable to purchase all stocks in those weightings. In those circumstances, the Fund may purchase a sample of the stocks in the Index in proportions expected by SSGA FM to match generally the performance of the Index as a whole. In addition, from time to time stocks are added to or removed from the Index. The Fund may

sell securities that are represented in the Index, or purchase securities that are not yet represented in the Index, in anticipation of their removal from or addition to the Index. Under normal market conditions, the Fund will not invest less than 80% of its total assets in stocks in the Index. Shareholders will receive sixty (60) days' notice prior to a change in the 80% investment policy. For this purpose, "total assets" means net assets plus borrowings, if any. The notional value of the Fund's investments in derivatives or other synthetic instruments that provide exposures comparable, in the judgment of the Adviser, to investments in the Index may be counted toward satisfaction of this 80% policy. In addition, the Fund may invest in equity securities that are not included in the Index, cash and cash equivalents or money market instruments, such as repurchase agreements and money market funds (including money market funds advised by the Adviser).

The Fund may at times purchase or sell futures contracts, or options on those futures, in lieu of investing directly in the stocks making up the Index. The Fund might do so, for example, in order to increase its investment exposure pending investment of cash in the stocks comprising the Index. Alternatively, the Fund might use futures or options on futures to reduce its investment exposure in situations where it intends to sell a portion of the stocks in its portfolio but the sale has not yet been completed. The Fund may also enter into other derivatives transactions, including the use of options or swap transactions, in lieu of investing directly in the stocks making up the Index. The Fund may also, to the extent permitted by applicable law, invest in shares of other mutual funds whose investment objectives and policies are similar to those of the Fund (including funds advised by the Adviser).

The Fund seeks to achieve its investment objective by investing substantially all of its investable assets in the Equity 500 Index II Portfolio, which has substantially similar investment policies to the Fund. When the Fund invests in this "master-feeder" structure, the Fund's only investments are shares of the Portfolio, and it participates in the investment returns achieved by the Portfolio. Descriptions in this section of the investment activities of the "Fund" also generally describe the expected investment activities of the Portfolio.

*Comparison Index.* The S&P 500 measures the performance of the large-cap segment of the market, is comprised of the stocks of 500 industry-leading companies and is considered to be a proxy of the U.S. equity stock market in general. The S&P 500 is unmanaged and does not reflect the actual cost of investing in the instruments that compose the Index. Additionally, the returns of the S&P 500 do not reflect the effect of fees, expenses and taxes. The Index's components are reconstituted and rebalanced quarterly.

*The S&P 500.* Stocks in the S&P 500 are weighted according to their float adjusted market capitalizations (*i.e.*, the number of float shares outstanding multiplied by the stock's current price). The companies selected for inclusion in the S&P 500 are those of large publicly held companies which generally have large market values within their respective industries. The composition of the S&P 500 is determined by S&P Dow Jones Indices and is based on such factors as the domicile, exchange listing, organizational structure and share type, market capitalization, liquidity, financial viability and investable weight factor of each stock and its adequacy as a representation of stocks in a particular industry group, and may be changed from time to time. "S&P" and "S&P 500" are registered trademarks of Standard & Poor's Financial Services, LLC ("S&P"), and have been licensed for use by the Adviser. The Fund and the Portfolio are not sponsored, endorsed, sold or marketed by S&P, and S&P makes no representation regarding the advisability of investing in the Fund and the Portfolio. It is not possible to invest directly in the S&P 500.

*Index Futures Contracts and Related Options.* The Fund may buy and sell futures contracts and options on those futures contracts. An "index futures" contract is a contract to buy or sell units of an index at an agreed price on a specified future date. Depending on the change in value of the Index between the time when the Fund enters into and closes out an index future or option transaction, the Fund realizes a gain or loss. Options and futures transactions involve risks. For example, it is possible that changes in the prices of futures contracts will not correlate precisely with changes in the value of the Index. In those cases, use of futures contracts and related options might decrease the correlation between the return of the Fund and the return of the Index. In addition, the Fund incurs transaction costs in entering into, and closing out, positions in futures contracts and related options. Funds that enter into contracts with counterparties run the risk that the counterparty will be unwilling or unable to make timely settlement payments or otherwise honor its obligations. This risk is typically less for exchange-traded derivatives, such as those the Fund may invest in.

These costs typically have the effect of reducing the correlation between the return of the Fund and the return of the Index. Because the secondary market for futures contracts and options may be illiquid, the Fund may have to hold a contract or option when the Adviser would otherwise have sold it, or it may only be able to sell at a price lower than what the Adviser believes is the fair value of the contract or option, thereby potentially reducing the return of the Fund.

*Other Derivative Transactions.* The Fund may enter into derivatives transactions involving options and swaps. These transactions involve many of the same risks as those described above under "Index Futures Contracts and Related Options." In addition, since many of such transactions are conducted directly with counterparties, and not on an exchange or board of trade, the Fund's ability to realize any investment return on such transactions may depend on the counterparty's ability or willingness to meet its obligations.

## **Principal Investment Strategies**

The Fund is an “index” fund that seeks to track, before fees and expenses, the total return performance of the MSCI ACWI ex USA Investable Market Index (the “MSCI ACWI ex USA IMI Index” or sometimes referred to in context as the “Index”) over the long term. As an “index” fund, the Fund is not managed according to traditional methods of “active” investment management, which involve the buying and selling of securities based upon economic, financial and market analysis and investment judgment. As of February 29, 2020, a significant portion of the Index comprised companies in the financial sector, although this may change from time to time. As of February 29, 2020, a significant portion of the Index comprised companies located in Japan and the United Kingdom and a significant portion of the Index constituents are denominated in the Yen and the Great Britain Pound although this may change from time to time.

In seeking to track the performance of the Index, the Fund employs a sampling strategy, which means that the Fund is not required to purchase all of the securities represented in the Index. Instead, the Fund may purchase a subset of the securities in the Index in an effort to hold a portfolio of securities with generally the same risk and return characteristics of the Index. The number of holdings in the Fund will be based on a number of factors, including asset size of the Fund. SSGA FM generally expects the Fund to hold fewer than the total number of securities in the Index, but reserves the right to hold as many securities as it believes necessary to achieve the Fund’s investment objective.

Under normal circumstances, the Fund generally invests substantially all, but at least 80%, of its net assets (plus borrowings, if any) in securities comprising the Index or in American Depositary Receipts (“ADRs”) or Global Depositary Receipts (“GDRs”) providing exposure to securities comprising the Index. The notional value of the Fund’s investments in derivatives or other synthetic instruments that provide exposures comparable, in the judgment of the Adviser, to investments in the Index may be counted toward satisfaction of this 80% policy. The Fund will provide shareholders with at least sixty (60) days’ notice prior to any change in this 80% investment policy. In addition, the Fund may invest in equity securities that are not included in the Index, cash and cash equivalents or money market instruments, such as repurchase agreements and money market funds (including money market funds advised by the Adviser).

The Fund may also purchase or sell futures contracts, or options on those futures, in lieu of investing directly in the stocks making up the Index. The Fund might do so, for example, in order to increase its investment exposure pending investment of cash in stocks or other investments. Alternatively, the Fund might use futures or options on futures to reduce its investment exposure in situations where it intends to sell a portion of the stocks in its portfolio but the sale has not yet been completed. The Fund may also enter into other derivatives transactions, including the use of options, forwards or swap transactions, in lieu of investing directly in the stocks making up the Index. The Fund may also, to the extent permitted by applicable law, invest in shares of other mutual funds whose investment objectives and policies are similar to those of the Fund (including funds advised by the Adviser).

The Index is a free float-adjusted market capitalization index that is designed to measure the combined equity market performance of securities, across all market capitalizations, in developed and emerging market countries excluding the United States. All listed equity securities and listed securities that exhibit characteristics of equity securities, except mutual funds, ETFs, equity derivatives, limited partnerships and most investment trusts, are eligible for inclusion. Countries covered in the Index have historically included, among others, Argentina, Australia, Austria, Belgium, Brazil, Canada, Chile, China, Colombia, Czech Republic, Denmark, Egypt, Finland, France, Germany, Greece, Hong Kong, Hungary, India, Indonesia, Ireland, Israel, Italy, Japan, Malaysia, Mexico, the Netherlands, New Zealand, Norway, Pakistan, Peru, Philippines, Poland, Portugal, Qatar, Russia, Saudi Arabia, Singapore, South Africa, South Korea, Spain, Sweden, Switzerland, Taiwan, Thailand, Turkey, United Arab Emirates and the United Kingdom. It is not possible to invest directly in the Index.

The Fund seeks to achieve its investment objective by investing substantially all of its investable assets in the Global All Cap Equity ex-U.S. Index Portfolio, which has substantially identical investment policies to the Fund. When the Fund invests in this “master-feeder” structure, the Fund’s only investments are shares of the Portfolio and it participates in the investment returns achieved by the Portfolio. Descriptions in this section of the investment activities of the “Fund” also generally describe the expected investment activities of the Portfolio.

The Index is sponsored by MSCI Inc. (the “Index Provider”), which is not affiliated with the Fund or the Adviser. The Index Provider determines the composition of the Index, relative weightings of the securities in the Index and publishes information regarding the market value of the Index.

*Index Futures Contracts and Related Options.* The Fund may buy and sell futures contracts and options on those futures contracts. An “index futures” contract is a contract to buy or sell units of an index at an agreed price on a specified future date. Depending on the change in value of the Index between the time when the Fund enters into and closes out an index future or option transaction, the Fund realizes a gain or loss. Options and futures transactions involve risks. For example, it is possible that changes in the prices of futures contracts will not correlate precisely with changes in the value of the Index. In those cases, use of futures contracts and related options might decrease the correlation between the return of the Fund and the return of the Index. In addition, the Fund incurs transaction costs in entering into, and closing out, positions in futures contracts and related options. Funds that enter into contracts with counterparties run the risk that the counterparty will be unwilling or unable to make timely settlement payments or otherwise honor its obligations. This risk is typically less for exchange-traded derivatives, such as those the Fund may invest in.

These costs typically have the effect of reducing the correlation between the return of the Fund and the return of the Index. Because the secondary market for futures contracts and options may be illiquid, the Fund may have to hold a contract or option when the Adviser would otherwise have sold it, or it may only be able to sell at a price lower than what the Adviser believes is the fair value of the contract or option, thereby potentially reducing the return of the Fund.

*Other Derivative Transactions.* The Fund may enter into derivatives transactions involving options and swaps. These transactions involve many of the same risks as those described above under “Index Futures Contracts and Related Options.” In addition, since many of such transactions are conducted directly with counterparties, and not on an exchange or board of trade, the Fund’s ability to realize any investment return on such transactions may depend on the counterparty’s ability or willingness to meet its obligations.

*Additional Index Information.* The Index’s components are reconstituted on an ongoing, event-driven basis and are rebalanced quarterly. The Index Provider classifies each issuer in one country. The Index Provider generally determines the country classification of an issuer based on the issuer’s country of incorporation and the primary listing of its securities. To the extent that an issuer is incorporated in a different country than the country in which its securities are principally traded, the Index Provider considers the following additional set of criteria to determine the issuer’s country classification: (i) the secondary listings of the issuer’s securities, if any; (ii) the geographic distribution of the issuer’s shareholder base; (iii) the location of the issuer’s headquarters; (iv) the geographic distribution of the issuer’s operations (in terms of assets and revenues); (v) the issuer’s history with respect to these criteria; and (vi) the country in which investors consider the issuer to be most appropriately classified based on communications between the Index Provider and investors.

#### State Street Small/Mid Cap Equity Index Fund

### **Principal Investment Strategies**

The Fund uses a passive management strategy designed to track the performance of the Russell Small Cap Completeness Index (the “Index”). The Index is a float-adjusted, market capitalization index which measures the performance of the Russell 3000® Index companies excluding S&P 500® constituents. The Index is constructed to provide a comprehensive and unbiased barometer of the extended broad market beyond the S&P 500 exposure. The index is completely reconstituted annually to ensure new and growing equities are included. As of February 29, 2020, the market capitalization of the companies included in the Index ranged from \$18.16 million to \$122.17 billion. As of February 29, 2020, the Index comprised 2,542 securities. As of February 29, 2020, a significant portion of the Index comprised companies in the financial services, consumer discretionary, and technology sectors, although this may change from time to time.

The Fund is not managed according to traditional methods of “active” investment management, which involve the buying and selling of securities based upon economic, financial and market analysis and investment judgment. Instead, the Fund, using a “passive” or “indexing” investment approach, seeks to provide investment results that, before expenses, correspond generally to the total return of the Index.

The Fund generally intends to invest in all stocks comprising the Index in approximate proportion to their weightings in the Index. However, under various circumstances, it may not be possible or practicable to purchase all stocks in those weightings. In those circumstances, the Fund may purchase a sample of the stocks in the Index in proportions expected by SSGA FM to match generally the performance of the Index as a whole. In addition, from time to time stocks are added to or removed from the Index. The Fund may sell securities that are represented in the Index, or purchase securities that are not yet represented in the Index, in anticipation of their removal from or addition to the Index. Under normal market conditions, the Portfolio invests at least 80% of its net assets (plus borrowings, if any) in stocks in the Index. The Fund will provide shareholders with at least sixty (60) days’ notice prior to any change in this 80% investment policy. The notional value of the Fund’s investments in derivatives or other synthetic instruments that provide

exposures comparable, in the judgment of the Adviser, to investments in the Index may be counted toward satisfaction of this 80% policy. In addition, the Fund may invest in equity securities that are not included in the Index, cash and cash equivalents or money market instruments, such as repurchase agreements and money market funds (including money market funds advised by the Adviser).

The Fund may purchase or sell futures contracts on the Index, or options on those futures, in lieu of investing directly in the stocks making up the Index. The Fund might do so, for example, in order to increase its investment exposure pending investment of cash in the stocks comprising the Index. Alternatively, the Fund might use futures or options on futures to reduce its investment exposure in situations where it intends to sell a portion of the stocks in its portfolio but the sale has not yet been completed. The Fund may also enter into other derivatives transactions, including the use of options or swap transactions relating to the Index or any securities comprising the Index, in lieu of investing directly in the stocks making up the Index. The Fund may, to the extent permitted by applicable law, invest in shares of other mutual funds whose investment objectives and policies are similar to those of the Fund (including funds advised by the Adviser).

The Fund seeks to achieve its investment objective by investing substantially all of its investable assets in the State Street Small/Mid Cap Equity Index Portfolio, a separate series of the State Street Institutional Investment Trust, with an identical investment objective as the Fund and that has substantially identical investment policies, strategies and risks, to the Fund. When the Fund invests in this “master-feeder” structure, the Fund’s only investments are shares of the Portfolio and it participates in the investment returns achieved by the Portfolio.

The Index is sponsored by Frank Russell Company (the “Index Provider”), which is not affiliated with the Fund or the Adviser. The Index Provider determines the composition of the Index, relative weightings of the securities in the Index and publishes information regarding the market value of the Index.

*Index Futures Contracts and Related Options.* The Fund may buy and sell futures contracts and options on those futures contracts. An “index futures” contract is a contract to buy or sell units of an index at an agreed price on a specified future date. Depending on the change in value of the Index between the time when the Fund enters into and closes out an index future or option transaction, the Fund realizes a gain or loss. Options and futures transactions involve risks. For example, it is possible that changes in the prices of futures contracts will not correlate precisely with changes in the value of the Index. In those cases, use of futures contracts and related options might decrease the correlation between the return of the Fund and the return of the Index. In addition, the Fund incurs transaction costs in entering into, and closing out, positions in futures contracts and related options. Funds that enter into contracts with counterparties run the risk that the counterparty will be unwilling or unable to make timely settlement payments or otherwise honor its obligations. This risk is typically less for exchange-traded derivatives, such as those the Fund may invest in.

These costs typically have the effect of reducing the correlation between the return of the Fund and the return of the Index. Because the secondary market for futures contracts and options may be illiquid, the Fund may have to hold a contract or option when the Adviser would otherwise have sold it, or it may only be able to sell at a price lower than what the Adviser believes is the fair value of the contract or option, thereby potentially reducing the return of the Fund.

*Other Derivative Transactions.* The Fund may enter into derivatives transactions involving options and swaps. These transactions involve many of the same risks as those described above under “Index Futures Contracts and Related Options.” In addition, since many of such transactions are conducted directly with counterparties, and not on an exchange or board of trade, the Fund’s ability to realize any investment return on such transactions may depend on the counterparty’s ability or willingness to meet its obligations.

*Additional Index Information.* The Index’s components are reconstituted annually and rebalanced monthly.

## **Additional Information About Risks**

The Funds are subject to the following principal risks. The risks are described in alphabetical order and not in the order of importance or potential exposure.

*Call/Prepayment Risk (principal risk for the Aggregate Bond Index Fund).* Call/prepayment risk is the risk that an issuer will exercise its right to pay principal on an obligation held by a Fund earlier than expected or required. This may occur, for example, when there is a decline in interest rates, and an issuer of bonds or preferred stock redeems the bonds or stock in order to replace them with obligations on which it is required to pay a lower interest or dividend rate. It may also occur when there is an unanticipated increase in the rate at which mortgages or other receivables underlying mortgage- or asset-backed securities held by a Fund are prepaid. In any such case, a Fund may be forced to invest the prepaid amounts in lower-yielding investments, resulting in a decline in the Fund’s income.



*Consumer Discretionary Sector Risk (principal risk for the Small/Mid Cap Equity Index Fund).* The success of consumer product manufacturers and retailers is tied closely to the performance of the overall global economy, interest rates, competition and consumer confidence. Success depends heavily on disposable household income and consumer spending. Also, companies in the consumer discretionary sector may be subject to severe competition, which may have an adverse impact on their respective profitability. Changes in demographics and consumer tastes can also affect the demand for, and success of, consumer products and services in the marketplace.

*Counterparty Risk.* A Fund will be subject to credit risk with respect to the counterparties with which the Fund enters into derivatives contracts and other transactions such as repurchase agreements or reverse repurchase agreements. A Fund's ability to profit from these types of investments and transactions will depend on the willingness and ability of its counterparty to perform its obligations. If a counterparty fails to meet its contractual obligations, a Fund may be unable to terminate or realize any gain on the investment or transaction, resulting in a loss to the Fund. A Fund may experience significant delays in obtaining any recovery in an insolvency, bankruptcy, or other reorganization proceeding involving its counterparty (including recovery of any collateral posted by it) and may obtain only a limited recovery or may obtain no recovery in such circumstances. If a Fund holds collateral posted by its counterparty, it may be delayed or prevented from realizing on the collateral in the event of a bankruptcy or insolvency proceeding relating to the counterparty. Under applicable law or contractual provisions, including if a Fund enters into an investment or transaction with a financial institution and such financial institution (or an affiliate of the financial institution) experiences financial difficulties, then the Fund may in certain situations be prevented or delayed from exercising its rights to terminate the investment or transaction, or to realize on any collateral and may result in the suspension of payment and delivery obligations of the parties under such investment or transactions or in another institution being substituted for that financial institution without the consent of the Fund. Further, a Fund may be subject to "bail-in" risk under applicable law whereby, if required by the financial institution's authority, the financial institution's liabilities could be written down, eliminated or converted into equity or an alternative instrument of ownership. A bail-in of a financial institution may result in a reduction in value of some or all of its securities and, if a Fund holds such securities or has entered into a transaction with such a financial security when a bail-in occurs, such Fund may also be similarly impacted.

*Credit Risk (principal risk for the Aggregate Bond Index Fund).* Credit risk is the risk that an issuer, guarantor or liquidity provider of a fixed-income security held by a Fund may be unable or unwilling, or may be perceived (whether by market participants, ratings agencies, pricing services or otherwise) as unable or unwilling, to make timely principal and/or interest payments, or to otherwise honor its obligations. It includes the risk that the security will be downgraded by a credit rating agency; generally, lower credit quality issuers present higher credit risks. An actual or perceived decline in creditworthiness of an issuer of a fixed-income security held by a Fund may result in a decrease in the value of the security. It is possible that the ability of an issuer to meet its obligations will decline substantially during the period when a Fund owns securities of the issuer or that the issuer will default on its obligations or that the obligations of the issuer will be limited or restructured.

The credit rating assigned to any particular investment does not necessarily reflect the issuer's current financial condition and does not reflect an assessment of an investment's volatility or liquidity. Securities rated in the lowest category of investment-grade are considered to have speculative characteristics. If a security held by a Fund loses its rating or its rating is downgraded, the Fund may nonetheless continue to hold the security in the discretion of the Adviser. In the case of asset-backed or mortgage-related securities, changes in the actual or perceived ability of the obligors on the underlying assets or mortgages to make payments of interest and/or principal may affect the values of those securities.

*Currency Risk (principal risk for the Global All Cap Equity ex-U.S. Index Fund).* Investments in issuers in different countries are often denominated in currencies other than the U.S. dollar. Changes in the values of those currencies relative to the U.S. dollar may have a positive or negative effect on the values of a Fund's investments denominated in those currencies. The values of other currencies relative to the U.S. dollar may fluctuate in response to, among other factors, interest rate changes, intervention (or failure to intervene) by national governments, central banks, or supranational entities such as the International Monetary Fund, the imposition of currency controls, and other political or regulatory developments. Currency values can decrease significantly both in the short term and over the long term in response to these and other developments. Continuing uncertainty as to the status of the Euro and the Economic and Monetary Union of the European Union (the "EMU") has created significant volatility in currency and financial markets generally. Any partial or complete dissolution of the EMU, or any continued uncertainty as to its status, could have significant adverse effects on currency and financial markets, and on the values of a Fund's portfolio investments.

*Debt Securities Risk (principal risk for the Aggregate Bond Index Fund).* The values of debt securities may increase or decrease as a result of the following: market fluctuations, increases in interest rates, actual or perceived inability or unwillingness of issuers, guarantors or liquidity providers to make scheduled principal or interest payments or illiquidity in debt securities markets; the risk of low rates of return due to reinvestment of securities during periods of falling interest rates or repayment by issuers with higher coupon or interest rates; and/or the risk of low income due to falling interest rates. To the extent that interest rates rise, certain underlying obli-

gations may be paid off substantially slower than originally anticipated and the value of those securities may fall sharply. A rising interest rate environment may cause the value of a Fund's fixed income securities to decrease, an adverse impact on the liquidity of a Fund's fixed income securities, and increased volatility of the fixed income markets. If the principal on a debt obligation is prepaid before expected, the prepayments of principal may have to be reinvested in obligations paying interest at lower rates. During periods of falling interest rates, the income received by a Fund may decline. Changes in interest rates will likely have a greater effect on the values of debt securities of longer durations. Returns on investments in debt securities could trail the returns on other investment options, including investments in equity securities.

*Depository Receipts Risk (principal risk for the Global All Cap Equity ex-U.S. Index Fund).* American Depository Receipts ("ADRs") are typically trust receipts issued by a U.S. bank or trust company that evidence an indirect interest in underlying securities issued by a foreign entity. Global Depository Receipts ("GDRs"), European Depository Receipts ("EDRs"), and other types of depository receipts are typically issued by non-U.S. banks or financial institutions to evidence an interest in underlying securities issued by either a U.S. or a non-U.S. entity. Investments in non-U.S. issuers through ADRs, GDRs, EDRs, and other types of depository receipts generally involve risks applicable to other types of investments in non-U.S. issuers. Investments in depository receipts may be less liquid and more volatile than the underlying securities in their primary trading market. If a depository receipt is denominated in a different currency than its underlying securities, the Portfolio and, therefore, the Fund will be subject to the currency risk of both the investment in the depository receipt and the underlying security. There may be less publicly available information regarding the issuer of the securities underlying a depository receipt than if those securities were traded directly in U.S. securities markets. Depository receipts may or may not be sponsored by the issuers of the underlying securities, and information regarding issuers of securities underlying unsponsored depository receipts may be more limited than for sponsored depository receipts. The values of depository receipts may decline for a number of reasons relating to the issuers or sponsors of the depository receipts, including, but not limited to, insolvency of the issuer or sponsor. Holders of depository receipts may have limited or no rights to take action with respect to the underlying securities or to compel the issuer of the receipts to take action. The prices of depository receipts may differ from the prices of securities upon which they are based. To the extent the Fund invests in depository receipts based on securities included in the Index, such differences in prices may increase index tracking risk.

*Derivatives Risk.* A derivative is a financial contract the value of which depends on, or is derived from, the value of an underlying asset, interest rate, or index. Derivative transactions typically involve leverage and may have significant volatility. It is possible that a derivative transaction will result in a loss greater than the principal amount invested, and a Fund may not be able to close out a derivative transaction at a favorable time or price. Risks associated with derivative instruments include potential changes in value in response to interest rate changes or other market developments or as a result of the counterparty's credit quality; the potential for the derivative transaction not to have the effect the Adviser anticipated or a different or less favorable effect than the Adviser anticipated; the failure of the counterparty to the derivative transaction to perform its obligations under the transaction or to settle a trade; possible mispricing or improper valuation of the derivative instrument; imperfect correlation in the value of a derivative with the asset, rate, or index underlying the derivative; the risk that a Fund may be required to post collateral or margin with its counterparty, and will not be able to recover the collateral or margin in the event of the counterparty's insolvency or bankruptcy; the risk that a Fund will experience losses on its derivatives investments and on its other portfolio investments, even when the derivatives investments may be intended in part or entirely to hedge those portfolio investments; the risks specific to the asset underlying the derivative instrument; lack of liquidity for the derivative instrument, including without limitation absence of a secondary trading market; the potential for reduced returns to a Fund due to losses on the transaction and an increase in volatility; the potential for the derivative transaction to have the effect of accelerating the recognition of gain; and legal risks arising from the documentation relating to the derivative transaction.

*Emerging Markets Risk (principal risk for the Global All Cap Equity ex-U.S. Index Fund).* Investments in emerging markets are generally subject to a greater risk of loss than investments in developed markets. This may be due to, among other things, the possibility of greater market volatility, lower trading volume and liquidity, greater risk of expropriation, nationalization, and social, political and economic instability, greater reliance on a few industries, international trade or revenue from particular commodities, less developed accounting, legal and regulatory systems, higher levels of inflation, deflation or currency devaluation, greater risk of market shut down, and more significant governmental limitations on investment policy as compared to those typically found in a developed market. In addition, issuers (including governments) in emerging market countries may have less financial stability than in other countries. The securities of emerging market companies may trade less frequently and in smaller volumes than more widely held securities. Market disruptions or substantial market corrections may limit very significantly the liquidity of securities of certain companies in a particular country or geographic region, or of all companies in the country or region. A Fund may be unable to liquidate its positions in such securities at any time, or at a favorable price, in order to meet the Fund's obligations. There is also the potential for unfavorable action such as embargo and acts of war. As a result, there will tend to be an increased risk of price volatility in investments in emerging market countries, which may be magnified by currency fluctuations relative to the U.S. dollar. Settlement and

asset custody practices for transactions in emerging markets may differ from those in developed markets. Such differences may include possible delays in settlement and certain settlement practices, such as delivery of securities prior to receipt of payment, which increase the likelihood of a “failed settlement.” Failed settlements can result in losses. For these and other reasons, investments in emerging markets are often considered speculative.

*Equity Investing Risk (principal risk for the Equity 500 Index Fund, Global All Cap Equity ex-U.S. Index Fund and Small/Mid Cap Equity Index Fund).* The market prices of equity securities owned by a Fund may go up or down, sometimes rapidly or unpredictably. The value of a security may decline for a number of reasons that may directly relate to the issuer, such as management performance, financial leverage, non-compliance with regulatory requirements, and reduced demand for the issuer’s goods or services. The values of equity securities also may decline due to general industry or market conditions that are not specifically related to a particular company, such as real or perceived adverse economic conditions, changes in the general outlook for corporate earnings, changes in interest or currency rates, or adverse investor sentiment generally. In addition, equity markets tend to move in cycles, which may cause stock prices to fall over short or extended periods of time.

*Extension Risk (principal risk for the Aggregate Bond Index Fund).* During periods of rising interest rates, the average life of certain types of securities may be extended because of slower-than-expected principal payments. This may increase the period of time during which an investment earns a below-market interest rate, increase the security’s duration and reduce the value of the security. Extension risk may be heightened during periods of adverse economic conditions generally, as payment rates decline due to higher unemployment levels and other factors.

*Financial Sector Risk (principal risk for the Global All Cap Equity ex-U.S. Index, Equity 500 Index Fund and Small/Mid Cap Equity Index Fund).* Financial services companies are subject to extensive governmental regulation which may limit both the amounts and types of loans and other financial commitments they can make, the interest rates and fees they can charge, the scope of their activities, the prices they can charge and the amount of capital they must maintain. Profitability is largely dependent on the availability and cost of capital funds and can fluctuate significantly when interest rates change or due to increased competition. In addition, deterioration of the credit markets generally may cause an adverse impact in a broad range of markets, including U.S. and international credit and interbank money markets generally, thereby affecting a wide range of financial institutions and markets. Certain events in the financial sector may cause an unusually high degree of volatility in the financial markets, both domestic and foreign, and cause certain financial services companies to incur large losses. Securities of financial services companies may experience a dramatic decline in value when such companies experience substantial declines in the valuations of their assets, take action to raise capital (such as the issuance of debt or equity securities), or cease operations. Credit losses resulting from financial difficulties of borrowers and financial losses associated with investment activities can negatively impact the sector. Insurance companies may be subject to severe price competition. Adverse economic, business or political developments could adversely affect financial institutions engaged in mortgage finance or other lending or investing activities directly or indirectly connected to the value of real estate.

*Geographic Focus Risk (principal risk for the Global All Cap Equity ex-U.S. Index Fund).* The performance of a fund that is less diversified across countries or geographic regions will be closely tied to market, currency, economic, political, environmental, or regulatory conditions and developments in the countries or regions in which the fund invests, and may be more volatile than the performance of a more geographically-diversified fund.

*Europe.* The Economic and Monetary Union of the EU requires compliance with restrictions on inflation rates, deficits, interest rates, debt levels and fiscal and monetary controls, each of which may significantly affect every country in Europe. Decreasing imports or exports, changes in governmental or EU regulations on trade, changes in the exchange rate of the euro (the common currency of certain EU countries), the default or threat of default by an EU member country on its sovereign debt, and/or an economic recession in an EU member country may have a significant adverse effect on the economies of EU member countries and their trading partners. The European financial markets have recently experienced volatility and adverse trends due to concerns about economic downturns or rising government debt levels in several European countries, including Greece, Ireland, Italy, Portugal and Spain. These events have adversely affected the exchange rate of the euro and may continue to significantly affect every country in Europe, including countries that do not use the euro.

Responses to the financial problems by European governments, central banks and others, including austerity measures and reforms, may not produce the desired results, may result in social unrest and may limit future growth and economic recovery or have other unintended consequences. Further defaults or restructurings by governments and other entities of their debt could have additional adverse effects on economies, financial markets and asset valuations around the world. In addition, one or more countries may abandon the euro and/or withdraw from the EU. For example, in June 2016, citizens of the United Kingdom voted in a referendum to leave the EU (known as “Brexit”), creating economic and political uncertainty in its wake and resulting in S&P downgrading the EU’s credit rating from “AA+” to “AA” in the days following the vote. The country’s referendum vote

sparked depreciation in the value of the British pound, short-term declines in the stock markets and heightened risk of continued economic volatility worldwide. In March 2017, the United Kingdom formally notified the European Council of the United Kingdom's intention to withdraw from the EU pursuant to Article 50 of the Treaty on European Union. This formal notification began a multi-year period of negotiations regarding the terms of the United Kingdom's exit from the EU, which formally occurred on January 31, 2020. A transition period will take place following the United Kingdom's exit where the United Kingdom will remain subject to EU rules but will have no role in the EU lawmaking process. During this transition period, United Kingdom and EU representatives will be negotiating the precise terms of their future relationship. The full scope and nature of the consequences of the exit are not at this time known and are unlikely to be known for a significant period of time. It is also unknown whether the United Kingdom's exit will increase the likelihood of other countries also departing the EU. Any exits from the EU, or the possibility of such exits, may have a significant impact on the United Kingdom, Europe, and global economies, which may result in increased volatility and illiquidity, new legal and regulatory uncertainties and potentially lower economic growth for such economies that could potentially have an adverse effect on the value of the Fund's investments. In addition, a number of countries in Europe have suffered terrorist attacks and additional attacks may occur in the future. Such attacks may cause uncertainty in financial markets and may adversely affect the performance of the issuers to which the Fund has exposure.

*Japan.* The growth of Japan's economy has historically lagged that of its Asian neighbors and other major developed economies. The Japanese economy is heavily dependent on international trade and has been adversely affected by trade tariffs, other protectionist measures, competition from emerging economies and the economic conditions of its trading partners. China has become an important trading partner with Japan, yet the countries' political relationship has become strained. Should political tension increase, it could adversely affect the economy, especially the export sector, and destabilize the region as a whole. Japan also remains heavily dependent on oil imports, and higher commodity prices could therefore have a negative impact on the economy. The Japanese economy faces several other concerns, including a financial system with large levels of nonperforming loans, over-leveraged corporate balance sheets, extensive cross-ownership by major corporations, a changing corporate governance structure, and large government deficits. These issues may cause a slowdown of the Japanese economy. The Japanese yen has fluctuated widely at times and any increase in its value may cause a decline in exports that could weaken the Japanese economy. Japan has, in the past, intervened in the currency markets to attempt to maintain or reduce the value of the yen. Japanese intervention in the currency markets could cause the value of the yen to fluctuate sharply and unpredictably and could cause losses to investors. Japan has an aging workforce and has experienced a significant population decline in recent years. Japan's labor market appears to be undergoing fundamental structural changes, as a labor market traditionally accustomed to lifetime employment adjusts to meet the need for increased labor mobility, which may adversely affect Japan's economic competitiveness.

The nuclear power plant catastrophe in Japan in March 2011 may have short- and long-term effects on the Japanese economy and its nuclear energy industry. Natural disasters, such as earthquakes, volcanoes, typhoons or tsunamis, could occur in Japan or surrounding areas and could negatively affect the Japanese economy and, in turn, a Fund.

*United Kingdom.* The United Kingdom has one of the largest economies in Europe, and the United States and other European countries are substantial trading partners of the United Kingdom. As a result, the British economy may be impacted by changes to the economic condition of the United States and other European countries. The British economy, along with certain other EU economies, experienced a significant economic slowdown during the recent financial crisis, and certain British financial institutions suffered significant losses, were severely under-capitalized and required government intervention to survive. The British economy relies heavily on the export of financial services to the United States and other European countries and, therefore, a prolonged slowdown in the financial services sector may have a negative impact on the British economy. Continued governmental involvement or control in certain sectors may stifle competition in certain sectors or cause adverse effects on economic growth. In the past, the United Kingdom has been a target of terrorism. Acts of terrorism in the United Kingdom or against British interests abroad may cause uncertainty in the British financial markets and adversely affect the performance of the issuers to which a Fund has exposure.

*Health Care Sector Risk (principal risk for the Equity 500 Index Fund).* Companies in the health care sector are subject to extensive government regulation and their profitability can be significantly affected by restrictions on government reimbursement for medical expenses, rising costs of medical products and services, pricing pressure (including price discounting), limited product lines and an increased emphasis on the delivery of healthcare through outpatient services. Companies in the health care sector are heavily dependent on obtaining and defending patents, which may be time consuming and costly, and the expiration of patents may also adversely affect the profitability of these companies. Health care companies are also subject to extensive litigation based on product liability and similar claims. In addition, their products can become obsolete due to industry innovation, changes in technologies or other market developments. Many new products in the health care sector require significant research and development and may be subject to regulatory approvals, all of which may be time consuming and costly with no guarantee that any product will come to market.

*Income Risk (principal risk for the Aggregate Bond Index Fund).* A Fund's income may decline due to falling interest rates or other factors. Issuers of securities held by a Fund may call or redeem the securities during periods of falling interest rates, and the Fund would likely be required to reinvest in securities paying lower interest rates. If an obligation held by a Fund is prepaid, the Fund may have to reinvest the prepayment in other obligations paying income at lower rates. A reduction in the income earned by a Fund may limit the Fund's ability to achieve its objective.

*Indexing Strategy/Index Tracking Risk.* Each Fund is managed with an indexing investment strategy, attempting to track the performance of an unmanaged index of securities. Each Fund will seek to replicate Index returns, regardless of the current or projected performance of the Index or of the actual securities comprising the Index. This differs from an actively-managed fund, which typically seeks to outperform a benchmark index. Each Fund generally will buy and will not sell a security included in the Index as long as the security is part of the Index regardless of any sudden or material decline in value or foreseeable material decline in value of the security, even though the Adviser may make a different investment decision for other actively managed accounts or portfolios that hold the security. As a result, a Fund's performance may be less favorable than that of a portfolio managed using an active investment strategy. The structure and composition of the Index will affect the performance, volatility, and risk of the Index (in absolute terms and by comparison with other indices) and, consequently, the performance, volatility, and risk of a Fund. While the Adviser seeks to track the performance of the Index (i.e., achieve a high degree of correlation with the Index), a Fund's return may not match the return of the Index for a number of reasons. For example, the return on the sample of securities purchased by a Fund (or the return on securities not included in the Index) to replicate the performance of the Index may not correlate precisely with the return of the Index. Each Fund incurs a number of operating expenses not applicable to the Index, and incurs costs in buying and selling securities. In addition, a Fund may not be fully invested at times, either as a result of cash flows into or out of the Fund or reserves of cash held by the Fund to meet redemptions. The Adviser may attempt to replicate the Index return by investing in fewer than all of the securities in the Index, or in some securities not included in the Index, potentially increasing the risk of divergence between a Fund's return and that of the Index. Changes in the composition of the Index and regulatory requirements also may impact a Fund's ability to match the return of the Index. The Adviser may apply one or more "screens" or investment techniques to refine or limit the number or types of issuers included in the Index in which a Fund may invest. Application of such screens or techniques may result in investment performance below that of the Index and may not produce results expected by the Adviser. Index tracking risk may be heightened during times of increased market volatility or other unusual market conditions.

*Inflation Risk (principal risk for the Aggregate Bond Index Fund).* Inflation risk is the risk that the value of assets or income from investments will be less in the future as inflation decreases the value of money. As inflation increases, the values of a Fund's assets can decline.

*Interest Rate Risk (principal risk for the Aggregate Bond Index Fund).* Interest rate risk is the risk that the securities held by a Fund will decline in value because of increases in market interest rates. Duration is a measure used to determine the sensitivity of a security's price to changes in interest rates. Debt securities with longer durations tend to be more sensitive to changes in interest rates, usually making them more volatile than debt securities with shorter durations. For example, the value of a security with a duration of five years would be expected to decrease by 5% for every 1% increase in interest rates. Falling interest rates also create the potential for a decline in a Fund's income and yield. Interest-only and principal-only securities are especially sensitive to interest rate changes, which can affect not only their prices but can also change the income flows and repayment assumptions about those investments. Variable and floating rate securities also generally increase or decrease in value in response to changes in interest rates, although generally to a lesser degree than fixed-rate securities. A substantial increase in interest rates may also have an adverse impact on the liquidity of a security, especially those with longer durations. Changes in governmental policy, including changes in central bank monetary policy, could cause interest rates to rise rapidly, or cause investors to expect a rapid rise in interest rates. This could lead to heightened levels of interest rate, volatility and liquidity risks for the fixed income markets generally and could have a substantial and immediate effect on the values of a Fund's investments.

*Large-Capitalization Securities Risk (principal risk for the Equity 500 Index Fund and the Global All Cap Equity ex-U.S. Index Fund).* Securities issued by large-capitalization companies may present risks not present in smaller companies. For example, larger companies may be unable to respond as quickly as smaller and mid-sized companies to competitive challenges or to changes in business, product, financial, or other market conditions. Larger companies may not be able to maintain growth at the high rates that may be achieved by well-managed smaller and mid-sized companies, especially during strong economic periods. Returns on investments in securities of large companies could trail the returns on investments in securities of smaller and mid-sized companies.

*Large Shareholder Risk.* To the extent a large proportion of the shares of a Portfolio are highly concentrated or held by a small number of shareholders (or a single shareholder), including funds or accounts over which the Adviser has investment discretion, a Portfolio is subject to the risk that these shareholders will purchase or redeem Portfolio shares in large amounts rapidly or unexpectedly, including as a result of an asset allocation decision made by the Adviser. These transactions could adversely affect the ability of a

Portfolio to conduct its investment program. For example, they could require a Portfolio to sell portfolio securities or purchase portfolio securities unexpectedly and incur substantial transaction costs and/or accelerate the realization of taxable income and/or gains to shareholders, or a Portfolio may be required to sell its more liquid portfolio investments to meet a large redemption, in which case a Portfolio's remaining assets may be less liquid, more volatile, and more difficult to price. A Portfolio may hold a relatively large proportion of its assets in cash in anticipation of large redemptions, diluting its investment returns.

*Leveraging Risk.* Borrowing transactions, reverse repurchase agreements, certain derivatives transactions, securities lending transactions and other investment transactions such as when-issued, delayed-delivery, or forward commitment transactions may create investment leverage. If a Fund engages in transactions that have a leveraging effect on the Fund's investment portfolio, the value of the Fund will be potentially more volatile and all other risks will tend to be compounded. This is because leverage generally creates investment risk with respect to a larger base of assets than a Fund would otherwise have and so magnifies the effect of any increase or decrease in the value of the Fund's underlying assets. The use of leverage is considered to be a speculative investment practice and may result in losses to a Fund. Certain derivatives have the potential for unlimited loss, regardless of the size of the initial investment. The use of leverage may cause a Fund to liquidate positions when it may not be advantageous to do so to satisfy repayment, interest payment, or margin obligations or to meet asset segregation or coverage requirements.

*Liquidity Risk.* Liquidity risk is the risk that a Fund may not be able to dispose of securities or close out derivatives transactions readily at a favorable time or prices (or at all) or at prices approximating those at which a Fund currently values them. For example, certain investments may be subject to restrictions on resale, may trade in the over-the-counter market or in limited volume, or may not have an active trading market. Illiquid securities may trade at a discount from comparable, more liquid investments and may be subject to wide fluctuations in market value. It may be difficult for a Fund to value illiquid securities accurately. The market for certain investments may become illiquid under adverse market or economic conditions independent of any specific adverse changes in the conditions of a particular issuer. Disposal of illiquid securities may entail registration expenses and other transaction costs that are higher than those for liquid securities. A Fund may seek to borrow money to meet its obligations (including among other things redemption obligations) if it is unable to dispose of illiquid investments, resulting in borrowing expenses and possible leveraging of the Fund. In some cases, due to unanticipated levels of illiquidity a Fund may choose to meet its redemption obligations wholly or in part by distributions of assets in-kind.

The term "illiquid securities" for this purpose means securities that a Fund reasonably expects cannot be sold or disposed of in current market conditions in seven calendar days or less without the sale or disposition significantly changing the market value of the securities. If any Fund determines at any time that it owns illiquid securities in excess of 15% of its net assets, it will cease to undertake new commitments to acquire illiquid securities until its holdings are no longer in excess of 15% of its NAV, report the occurrence in compliance with Rule 30b1-10 under the 1940 Act and, depending on circumstances, may take additional steps to reduce its holdings of illiquid securities.

*Market Disruption and Geopolitical Risk.* A Fund is subject to the risk that geopolitical events will disrupt securities markets and adversely affect global economies and markets. War, terrorism, and related geopolitical events have led, and in the future may lead, to increased short-term market volatility and may have adverse long-term effects on U.S. and world economies and markets generally. Likewise, natural and environmental disasters, pandemics and epidemics, and systemic market dislocations may be highly disruptive to economies and markets. Those events as well as other changes in foreign and domestic economic and political conditions also could adversely affect individual issuers or related groups of issuers, securities markets, interest rates, credit ratings, inflation, investor sentiment, and other factors affecting the value of a Fund's investments. Given the increasing interdependence among global economies and markets, conditions in one country, market, or region might adversely affect markets, issuers, and/or foreign exchange rates in other countries, including the U.S. Any partial or complete dissolution of the Economic and Monetary Union of the European Union, or any increased uncertainty as to its status, could have significant adverse effects on currency and financial markets, and on the values of a Fund's investments. At a referendum in June 2016, the United Kingdom (the "U.K.") voted to leave the European Union ("E.U.") thereby initiating the British exit from the E.U. (commonly known as "Brexit"). In March 2017, the U.K. formally notified the European Council of the U.K.'s intention to withdraw from the EU pursuant to Article 50 of the Treaty on European Union. This formal notification began a multi-year period of negotiations regarding the terms of the U.K.'s exit from the E.U., which formally occurred on January 31, 2020. A transition period will take place following the U.K.'s exit where the U.K. will remain subject to E.U. rules but will have no role in the E.U. law-making process. During this transition period, U.K. and E.U. representatives will be negotiating the precise terms of their future relationship. There is still considerable uncertainty relating to the potential consequences associated with the exit, how the negotiations for the withdrawal and new trade agreements will be conducted, and whether the U.K.'s exit will increase the likelihood of other countries also departing the E.U. Brexit may have a significant impact on the U.K., Europe, and global economies, which may result in increased volatility and illiquidity, new legal and regulatory uncertainties and potentially lower economic growth for these economies that could potentially have an adverse effect on the value of the Funds' investments. Securities and financial markets may be susceptible to market manipulation or other fraudulent trade practices,

which could disrupt the orderly functioning of these markets or adversely affect the values of investments traded in these markets, including investments held by a Fund. To the extent a Fund has focused its investments in the market or index of a particular region, adverse geopolitical and other events could have a disproportionate impact on the Fund.

*Market Risk.* Market prices of investments held by a Fund will go up or down, sometimes rapidly or unpredictably. A Fund's investments are subject to changes in general economic conditions, general market fluctuations and the risks inherent in investment in securities markets. Investment markets can be volatile, and prices of investments can change substantially due to various factors including, but not limited to, economic growth or recession, changes in interest rates, changes in actual or perceived creditworthiness of issuers and general market liquidity. Even if general economic conditions do not change, the value of an investment in a Fund could decline if the particular industries, sectors or companies in which the Fund invests do not perform well or are adversely affected by events. Further, legal, political, regulatory and tax changes also may cause fluctuations in markets and securities prices. Local, regional or global events such as war, acts of terrorism, the spread of infectious illness or other public health issues, or other events could have a significant impact on a Fund and its investments.

An outbreak of a respiratory disease caused by a novel coronavirus (known as COVID-19) first detected in China in December 2019 has resulted in a global pandemic and major disruptions to economies and markets around the world, including the United States. Financial markets have experienced extreme volatility and severe losses, and trading in many instruments has been disrupted. Liquidity for many instruments has been greatly reduced for periods of time. Some interest rates are very low and in some cases yields are negative. Governments and central banks, including the Federal Reserve in the United States, have taken extraordinary and unprecedented actions to support local and global economies and the financial markets. The impact of these measures, and whether they will be effective to mitigate the economic and market disruption, will not be known for some time. In addition, the outbreak of COVID-19, and measures taken to mitigate its effects, could result in disruptions to the services provided to a Fund by its service providers.

*Market Volatility; Government Intervention Risk.* Market dislocations and other external events, such as the failures or near failures of significant financial institutions, dislocations in investment or currency markets, corporate or governmental defaults or credit downgrades, or poor collateral performance, may subject a Fund to significant risk of substantial volatility and loss. Governmental and regulatory authorities have taken, and may in the future take, actions to provide or arrange credit supports to financial institutions whose operations have been compromised by credit market dislocations and to restore liquidity and stability to financial systems in their jurisdictions; the implementation of such governmental interventions and their impact on both the markets generally and a Fund's investment program in particular can be uncertain. In recent periods, governmental and non-governmental issuers have defaulted on, or have been forced to restructure, their debts, and many other issuers have faced difficulties obtaining credit. These market conditions may continue, worsen or spread, including, without limitation, in Europe or Asia. Defaults or restructurings by governments or others of their debts could have substantial adverse effects on economies, financial markets, and asset valuations around the world. Federal Reserve or other U.S. or non-U.S. governmental or central bank actions, including interest rate increases or contrary actions by different governments, or investor perception that these efforts are not succeeding, could negatively affect financial markets generally as well as the values and liquidity of certain securities.

*Master/Feeder Structure Risk.* Each Fund pursues its objective by investing substantially all of its assets in another pooled investment vehicle (a "master fund"). The ability of a Fund to meet its investment objective is directly related to the ability of the master fund to meet its investment objective. The ability of a Fund to meet its objective may be adversely affected by the purchase and redemption activities of other investors in the master fund. The ability of a Fund to meet redemption requests will depend on its ability to redeem its interest in the master fund. The Adviser or an affiliate serves as investment adviser to the master fund, leading to potential conflicts of interest. For example, the Adviser or its affiliates will receive fees based on the amount of assets invested in the master fund. Investment by a Fund in the master fund may be beneficial in the management of the master fund, by helping to achieve economies of scale or enhancing cash flows. Due to this and other factors, the Adviser may have an incentive to invest a Fund's assets in a master fund sponsored or managed by the Adviser or its affiliates in lieu of investments by a Fund directly in portfolio securities, or may have an incentive to invest in such master fund over a master fund sponsored or managed by others. Similarly, the Adviser may have an incentive to delay or decide against the sale of interests held by a Fund in a master fund sponsored or managed by the Adviser or its affiliates. It is possible that other clients of the Adviser or its affiliates will purchase or sell interests in a master fund sponsored or managed by the Adviser or its affiliates at prices and at times more favorable than those at which a Fund does so. A Fund will bear its pro rata portion of the expenses incurred by the master fund.

*Mortgage-Related and Other Asset-Backed Securities Risk (principal risk for the Aggregate Bond Index Fund).* Investments in mortgage-related and other asset-backed securities are subject to the risk of significant credit downgrades, illiquidity, and defaults to a greater extent than many other types of fixed income investments. The liquidity of mortgage-related and asset-backed securities may change over time. Mortgage-related securities represent a participation in, or are secured by, mortgage loans. Other asset-backed securities

are typically structured like mortgage-related securities, but instead of mortgage loans or interests in mortgage loans, the underlying assets may include, for example, items such as motor vehicle installment sales or installment loan contracts, leases on various types of real and personal property, and receivables from credit card agreements. During periods of falling interest rates, mortgage-related and other asset-backed securities, which typically provide the issuer with the right to prepay the security prior to maturity, may be prepaid, which may result in a Fund having to reinvest the proceeds in other investments at lower interest rates. During periods of rising interest rates, the average life of mortgage-related and other asset-backed securities may extend because of slower-than expected principal payments. This may lock in a below market interest rate, increase the security's duration and interest rate sensitivity, and reduce the value of the security. As a result, mortgage-related and other asset-backed securities may have less potential for capital appreciation during periods of declining interest rates than other debt securities of comparable maturities, although they may have a similar risk of decline in market values during periods of rising interest rates. Prepayment rates are difficult to predict and the potential impact of prepayments on the value of a mortgage-related or other asset-backed security depends on the terms of the instrument and can result in significant volatility. The price of a mortgage-related or other asset-backed security also depends on the credit quality and adequacy of the underlying assets or collateral. Mortgage-related or other asset-backed securities issued by non-governmental issuers (such as commercial banks, savings and loan institutions, private mortgage insurance companies, mortgage bankers and other secondary market issuers) will generally entail greater credit risk than obligations guaranteed by the U.S. Government. Defaults on the underlying assets, if any, may impair the value of a mortgage-related or other asset-backed security. For some asset-backed securities in which a Fund invests, such as those backed by credit card receivables, the underlying cash flows may not be supported by a security interest in a related asset. Moreover, the values of mortgage-related and other asset-backed securities may be substantially dependent on the servicing of the underlying asset pools, and are therefore subject to risks associated with the negligence or malfeasance by their servicers and to the credit risk of their servicers. In certain situations, the mishandling of related documentation may also affect the rights of securities holders in and to the underlying collateral. There may be legal and practical limitations on the enforceability of any security interest granted with respect to underlying assets, or the value of the underlying assets, if any, may be insufficient if the issuer defaults.

In a "forward roll" transaction, a Fund will sell a mortgage-related security to a bank or other permitted entity and simultaneously agree to purchase a similar security from the institution at a later date at an agreed upon price. The mortgage securities that are purchased will bear the same interest rate as those sold, but generally will be collateralized by different pools of mortgages with different prepayment histories than those sold. The values of such transactions will be affected by many of the same factors that affect the values of mortgage-related securities generally. In addition, forward roll transactions may have the effect of creating investment leverage in a Fund.

*Non-U.S. Securities Risk (principal risk for the Global All Cap Equity ex-U.S. Index Fund).* Investments in securities of non-U.S. issuers (including depositary receipts) entail risks not typically associated with investing in securities of U.S. issuers. Similar risks may apply to securities traded on a U.S. securities exchange that are issued by entities with significant exposure to non-U.S. countries. In certain countries, legal remedies available to investors may be more limited than those available with regard to U.S. investments. Because non-U.S. securities are typically denominated and traded in currencies other than the U.S. dollar, the value of the Fund's assets, to the extent they are non-U.S. dollar denominated, may be affected favorably or unfavorably by currency exchange rates, exchange control regulations, and restrictions or prohibitions on the repatriation of non-U.S. currencies. Income and gains with respect to investments in certain countries may be subject to withholding and other taxes. There may be less information publicly available about a non-U.S. entity than about a U.S. entity, and many non-U.S. entities are not subject to accounting, auditing, and financial reporting standards, regulatory framework and practices comparable to those in the United States. The securities of some non-U.S. entities are less liquid and at times more volatile than securities of comparable U.S. entities, and could become subject to sanctions or embargoes that adversely affect a Fund's investment. Non-U.S. transaction costs, such as brokerage commissions and custody costs may be higher than in the U.S. In addition, there may be a possibility of nationalization or expropriation of assets, imposition of currency exchange controls, confiscatory taxation, and diplomatic developments that could adversely affect the values of a Fund's investments in certain non-U.S. countries. Investments in securities of non-U.S. issuers also are subject to foreign political and economic risk not associated with U.S. investments, meaning that political events (civil unrest, national elections, changes in political conditions and foreign relations, imposition of exchange controls and repatriation restrictions), social and economic events (labor strikes, rising inflation) and natural disasters occurring in a country where a Fund invests could cause the Fund's investments in that country to experience gains or losses.

*Reinvestment Risk (principal risk for the Aggregate Bond Index Fund).* Income from a Fund's portfolio may decline when the Fund invests the proceeds from investment income, sales of portfolio securities or matured, traded or called debt obligations. For instance, during periods of declining interest rates, an issuer of debt obligations may exercise an option to redeem securities prior to maturity, forcing a Fund to reinvest the proceeds in lower-yielding securities. A decline in income received by a Fund from its investments is likely to have a negative effect on the yield and total return of the Fund Shares.



*Risk of Investment in Other Pools.* If a Fund invests in another pooled investment vehicle, it is exposed to the risk that the other pool will not perform as expected. A Fund is exposed indirectly to all of the risks applicable to an investment in such other pool. In addition, lack of liquidity in the underlying pool could result in its value being more volatile than the underlying portfolio of securities, and may limit the ability of a Fund to sell or redeem its interest in the pool at a time or at a price it might consider desirable. The investment policies and limitations of the other pool may not be the same as those of the Fund; as a result, the Fund may be subject to additional or different risks, or may achieve a reduced investment return, as a result of its investment in another pool. If a pool is an exchange-traded fund or other product traded on a securities exchange or otherwise actively traded, its shares may trade at a premium or discount to their NAV, an effect that might be more pronounced in less liquid markets. A Fund bears its proportionate share of the fees and expenses of any pool in which it invests. The Adviser or an affiliate may serve as investment adviser to a pool in which the Fund may invest, leading to potential conflicts of interest. For example, the Adviser or its affiliates may receive fees based on the amount of assets invested in the pool. Investment by a Fund in the pool may be beneficial to the Adviser or an affiliate in the management of the pool, by helping to achieve economies of scale or enhancing cash flows. Due to this and other factors, the Adviser may have an incentive to invest a Fund's assets in a pool sponsored or managed by the Adviser or its affiliates in lieu of investments by the Fund directly in portfolio securities, or may have an incentive to invest in the pool over a pool sponsored or managed by others. Similarly, the Adviser may have an incentive to delay or decide against the sale of interests held by a Fund in a pool sponsored or managed by the Adviser or its affiliates. It is possible that other clients of the Adviser or its affiliates will purchase or sell interests in a pool sponsored or managed by the Adviser or its affiliates at prices and at times more favorable than those at which a Fund does so.

*Settlement Risk (principal risk for the Global All Cap Equity ex-U.S. Index Fund).* Markets in different countries have different clearance and settlement procedures and in certain markets there have been times when settlements have been unable to keep pace with the volume of transactions. Delays in settlement may increase credit risk to a Fund, limit the ability of a Fund to reinvest the proceeds of a sale of securities, hinder the ability of a Fund to lend its portfolio securities, and potentially subject a Fund to penalties for its failure to deliver to on-purchasers of securities whose delivery to a Fund was delayed. Delays in the settlement of securities purchased by a Fund may limit the ability of a Fund to sell those securities at times and prices it considers desirable, and may subject a Fund to losses and costs due to its own inability to settle with subsequent purchasers of the securities from it. A Fund may be required to borrow monies it had otherwise expected to receive in connection with the settlement of securities sold by it, in order to meet its obligations to others. Limits on the ability of a Fund to purchase or sell securities due to settlement delays could increase any variance between a Fund's performance and that of its benchmark index.

*Small-, Mid- and Micro-Capitalization Securities Risk (principal risk for the Global All Cap Equity ex-U.S. Index Fund and Small/Mid Cap Equity Index Fund).* The securities of small-, mid- and micro-capitalization companies may be more volatile and may involve more risk than the securities of larger companies. These companies may have limited product lines, markets or financial resources, may lack the competitive strength of larger companies, and may depend on a few key employees. In addition, these companies may have been recently organized and may have little or no track record of success. The securities of smaller companies may trade less frequently and in smaller volumes than more widely held securities. The prices of these securities may fluctuate more sharply than those of other securities, and a Fund may experience some difficulty in establishing or closing out positions in these securities at prevailing market prices. There may be less publicly available information about the issuers of these securities or less market interest in these securities than in the case of larger companies, both of which can cause significant price volatility. Some securities of smaller issuers may be illiquid or may be restricted as to resale. A Fund may be unable to liquidate its positions in such securities at any time, or at a favorable price, in order to meet a Fund's obligations. Returns on investments in securities of small-, mid- and micro-capitalization companies could trail the returns on investments in securities of larger companies.

*Special Risk Considerations of Investing in China (principal risk for the Global All Cap Equity ex-U.S. Index Fund).* Investing in securities of Chinese issuers, including by investing in A Shares, involves certain risks and considerations not typically associated with investing in securities of U.S. issuers, including, among others, (i) more frequent (and potentially widespread) trading suspensions and government interventions with respect to Chinese issuers, resulting in a lack of liquidity and in price volatility, (ii) currency revaluations and other currency exchange rate fluctuations or blockage, (iii) the nature and extent of intervention by the Chinese government in the Chinese securities markets, whether such intervention will continue and the impact of such intervention or its discontinuation, (iv) the risk of nationalization or expropriation of assets, (v) the risk that the Chinese government may decide not to continue to support economic reform programs, (vi) limitations on the use of brokers, (vii) potentially higher rates of inflation, (viii) the unavailability of consistently-reliable economic data, (ix) the relatively small size and absence of operating history of many Chinese companies, (x) accounting, auditing and financial reporting standards in China are different from U.S. standards and, therefore, disclosure of certain material information may not be available, (xi) greater political, economic, social, legal and tax-related uncertainty, (xii) higher market volatility caused by any potential regional territorial conflicts or natural disasters, (xiii) higher dependence on exports and international trade, (xiv) the risk of increased trade tariffs, embargoes and other trade limitations, (xv) restrictions on foreign ownership, and (xvi) custody risks associated with investing through programs to access Chinese securities. **Significant por-**

**tions of the Chinese securities markets may become rapidly illiquid, as Chinese issuers have the ability to suspend the trading of their equity securities, and have shown a willingness to exercise that option in response to market volatility and other events. The liquidity of Chinese securities may shrink or disappear suddenly and without warning as a result of adverse economic, market or political events, or adverse investor perceptions, whether or not accurate.**

*Technology Sector Risk (principal risk for the Equity 500 Index Fund and Small/Mid Cap Equity Index Fund).* Market or economic factors impacting technology companies and companies that rely heavily on technological advances could have a major effect on the value of the Fund's investments. The value of stocks of technology companies and companies that rely heavily on technology is particularly vulnerable to rapid changes in technology product cycles, rapid product obsolescence, government regulation and competition, both domestically and internationally, including competition from foreign competitors with lower production costs. Technology companies may have limited product lines, markets, financial resources or personnel. Stocks of technology companies and companies that rely heavily on technology, especially those of smaller, less-seasoned companies, tend to be more volatile than the overall market. Technology companies are heavily dependent on patent and intellectual property rights, the loss or impairment of which may adversely affect profitability. Additionally, companies in the technology sector may face dramatic and often unpredictable changes in growth rates and competition for the services of qualified personnel.

*Unconstrained Sector Risk.* A Fund may invest a substantial portion of its assets within one or more economic sectors or industries, which may change from time to time. When a Fund focuses its investments in a particular industry or sector, financial, economic, business, and other developments affecting issuers in that industry, market, or economic sector will have a greater effect on the Fund than if it had not focused its assets in that industry, market, or economic sector, which may increase the volatility of the Fund. Any such investment focus may also limit the liquidity of the Fund. In addition, investors may buy or sell substantial amounts of the Fund's shares in response to factors affecting or expected to affect an industry, market, or economic sector in which the Fund focuses its investments, resulting in extreme inflows or outflows of cash into and out of the Fund. Such extreme cash inflows or outflows might affect management of the Fund adversely.

*U.S. Government Securities Risk (principal risk for the Aggregate Bond Index Fund).* U.S. government securities, such as Treasury bills, notes and bonds and mortgage-backed securities guaranteed by the Government National Mortgage Association ("Ginnie Mae"), are supported by the full faith and credit of the United States; others are supported by the right of the issuer to borrow from the U.S. Treasury; others are supported by the discretionary authority of the U.S. government to purchase the agency's obligations; and still others are supported only by the credit of the issuing agency, instrumentality, or enterprise. Although U.S. government-sponsored enterprises such as the Federal Home Loan Mortgage Corporation ("Freddie Mac") and the Federal National Mortgage Association ("Fannie Mae") may be chartered or sponsored by Congress, they are not funded by Congressional appropriations, and their securities are not issued by the U.S. Treasury nor supported by the full faith and credit of the U.S. government. There is no assurance that the U.S. government would provide financial support to its agencies and instrumentalities if not required to do so. In addition, certain governmental entities have been subject to regulatory scrutiny regarding their accounting policies and practices and other concerns that may result in legislation, changes in regulatory oversight and/or other consequences that could adversely affect the credit quality, availability, or investment character of securities issued by these entities. The value and liquidity of U.S. government securities may be affected adversely by changes in the ratings of those securities. Securities issued by the U.S. Treasury historically have been considered to present minimal credit risk. The downgrade in the long-term U.S. credit rating by at least one major rating agency has introduced greater uncertainty about the ability of the U.S. to repay its obligations. A further credit rating downgrade or a U.S. credit default could decrease the value and increase the volatility of a Fund's investments.

*Valuation Risk (principal risk for the Aggregate Bond Index Fund, Global All Cap Equity ex-U.S. Index Fund and Small/Mid Cap Equity Index Fund).* Some portfolio holdings, potentially a large portion of a Fund's investment portfolio, may be valued on the basis of factors other than market quotations. This may occur more often in times of market turmoil or reduced liquidity. There are multiple methods that can be used to value a portfolio holding when market quotations are not readily available. The value established for any portfolio holding at a point in time might differ from what would be produced using a different methodology or if it had been priced using market quotations. Portfolio holdings that are valued using techniques other than market quotations, including "fair valued" securities, may be subject to greater fluctuation in their valuations from one day to the next than if market quotations were used. Technological issues or other service disruption issues involving third-party service providers may cause a Fund to value its investments incorrectly. In addition, there is no assurance that a Fund could sell or close out a portfolio position for the value established for it at any time, and it is possible that a Fund would incur a loss because a portfolio position is sold or closed out at a discount to the valuation established by a Fund at that time. Investors who purchase or redeem Fund Shares on days when the Fund is holding fair-valued investments may receive fewer or more shares or lower or higher redemption proceeds than they would have received if the Fund had not fair-valued the holding(s) or had used a different valuation methodology.

*When-Issued, TBA and Delayed Delivery Securities Risk (principal risk for the Aggregate Bond Index Fund).* A Fund may purchase securities on a when-issued, TBA or delayed delivery basis and may purchase securities on a forward commitment basis. The purchase price of the securities is typically fixed at the time of the commitment, but delivery and payment can take place a month or more after the date of the commitment. The prices of the securities so purchased or sold are subject to market fluctuations. At the time of delivery of the securities, the value may be more or less than the purchase or sale price. Purchase of securities on a when-issued, TBA, delayed delivery, or forward commitment basis may give rise to investment leverage, and may result in increased volatility of a Fund's net asset value. Default by, or bankruptcy of, a counterparty to a when-issued, TBA or delayed delivery transaction would expose a Fund to possible losses because of an adverse market action, expenses or delays in connection with the purchase or sale of the pools specified in such transaction. Financial Industry Regulatory Authority, Inc. rules impose mandatory margin requirements for certain types of when-issued, TBA delayed delivery or forward commitment transactions, with limited exceptions. Such transactions require mandatory collateralization which may increase the cost of such transactions and impose added operational complexity.

#### **ADDITIONAL INFORMATION ABOUT NON-PRINCIPAL INVESTMENT STRATEGIES AND RISKS**

*Conflicts of Interest Risk.* An investment in a Fund will be subject to a number of actual or potential conflicts of interest. For example, the Adviser or its affiliates may provide services to a Fund, such as securities lending agency services, custodial, administrative, bookkeeping, and accounting services, transfer agency and shareholder servicing, securities brokerage services, and other services for which the Fund would compensate the Adviser and/or such affiliates. The Funds may invest in other pooled investment vehicles sponsored, managed, or otherwise affiliated with the Adviser. There is no assurance that the rates at which a Fund pays fees or expenses to the Adviser or its affiliates, or the terms on which it enters into transactions with the Adviser or its affiliates will be the most favorable available in the market generally or as favorable as the rates the Adviser or its affiliates makes available to other clients. Because of its financial interest, the Adviser will have an incentive to enter into transactions or arrangements on behalf of a Fund with itself or its affiliates in circumstances where it might not have done so in the absence of that interest, provided that the Adviser will comply with applicable regulatory requirements.

The Adviser and its affiliates serve as investment adviser to other clients and may make investment decisions that may be different from those that will be made by the Adviser on behalf of the Funds. For example, the Adviser may provide asset allocation advice to some clients that may include a recommendation to invest in or redeem from particular issuers while not providing that same recommendation to all clients invested in the same or similar issuers. The Adviser may (subject to applicable law) be simultaneously seeking to purchase (or sell) investments for a Fund and to sell (or purchase) the same investment for accounts, funds, or structured products for which it serves as asset manager, or for other clients or affiliates. The Adviser and its affiliates may invest for clients in various securities that are senior, *pari passu* or junior to, or have interests different from or adverse to, the securities that are owned by a Fund. The Adviser or its affiliates, in connection with its other business activities, may acquire material nonpublic confidential information that may restrict the Adviser from purchasing securities or selling securities for itself or its clients (including the Funds) or otherwise using such information for the benefit of its clients or itself.

The foregoing does not purport to be a comprehensive list or complete explanation of all potential conflicts of interests which may affect a Fund. A Fund may encounter circumstances, or enter into transactions, in which conflicts of interest that are not listed or discussed above may arise.

*Cybersecurity Risk.* With the increased use of technologies such as the Internet and the dependence on computer systems to perform business and operational functions, funds (such as the Funds and Portfolios) and their service providers (including the Adviser) may be prone to operational and information security risks resulting from cyber-attacks and/or technological malfunctions. In general, cyber-attacks are deliberate, but unintentional events may have similar effects. Cyber-attacks include, among others, stealing or corrupting data maintained online or digitally, preventing legitimate users from accessing information or services on a website, releasing confidential information without authorization, and causing operational disruption. Successful cyber-attacks against, or security breakdowns of, a Fund, a Portfolio, the Adviser or a custodian, transfer agent, or other affiliated or third-party service provider may adversely affect a Fund or its shareholders. For instance, cyber-attacks or technical malfunctions may interfere with the processing of shareholder or other transactions, affect a Fund's ability to calculate its NAV, cause the release of private shareholder information or confidential Fund information, impede trading, cause reputational damage, and subject a Fund to regulatory fines, penalties or financial losses, reimbursement or other compensation costs, and additional compliance costs. Cyber-attacks or technical malfunctions may render records of Fund assets and transactions, shareholder ownership of Fund Shares, and other data integral to the functioning of a Fund inaccessible or inaccurate or incomplete. A Fund may also incur substantial costs for cybersecurity risk management in order to prevent cyber incidents in the future. A Fund and its shareholders could be negatively impacted as a result. While the Adviser has established business continuity plans and systems designed to minimize the risk of cyber-attacks through the use of technology, processes and controls, there are inherent limitations in such plans and systems, including the possibility that certain

risks have not been identified, given the evolving nature of this threat. Each Fund relies on third-party service providers for many of its day-to-day operations, and will be subject to the risk that the protections and protocols implemented by those service providers will be ineffective to protect the Fund from cyber-attack. The Adviser does not control the cybersecurity plans and systems put in place by third-party service providers, and such third-party service providers may have limited indemnification obligations to the Adviser or the Funds. Similar types of cybersecurity risks or technical malfunctions also are present for issuers of securities in which each Fund invests, which could result in material adverse consequences for such issuers, and may cause a Fund's investment in such securities to lose value.

*Index Construction Risk.* A security included in an Index may not exhibit the characteristic or provide the specific exposure for which it was selected and consequently a Fund's holdings may not exhibit returns consistent with that characteristic or exposure.

*Index Licensing Risk.* It is possible that the license under which the Adviser or a Fund is permitted to replicate or otherwise use an Index will be terminated or may be disputed, impaired or cease to remain in effect. In such a case, the Adviser may be required to replace the Index with another index which it considers to be appropriate in light of the investment strategy of a Fund. The use of any such substitute index may have an adverse impact on a Fund's performance. In the event that the Adviser is unable to identify a suitable replacement for the Index, it may determine to terminate a Fund.

*Money Market Risk.* An investment in a money market fund is not a deposit of any bank and is not insured or guaranteed by the FDIC or any other government agency. Certain money market funds seek to preserve the value of their shares at \$1.00 per share, although there can be no assurance that they will do so, and it is possible to lose money by investing in such a money market fund. A major or unexpected change in interest rates or a decline in the credit quality of an issuer or entity providing credit support, an inactive trading market for money market instruments, or adverse market, economic, industry, political, regulatory, geopolitical, and other conditions could cause the share price of such a money market fund to fall below \$1.00. It is possible that such a money market fund will issue and redeem shares at \$1.00 per share at times when the fair value of the money market fund's portfolio per share is more or less than \$1.00. None of State Street Corporation, State Street Bank and Trust Company ("State Street"), State Street Global Advisors ("SSGA"), SSGA FM or their affiliates ("State Street Entities") guarantee the value of an investment in a money market fund at \$1.00 per share. Investors should have no expectation of capital support to a money market fund from State Street Entities. Other money market funds price and transact at a "floating" NAV that will fluctuate along with changes in the market-based value of fund assets. Shares sold utilizing a floating NAV may be worth more or less than their original purchase price. Recent changes in the regulation of money market funds may affect the operations and structures of money market funds. A money market fund may be permitted or required to impose redemption fees or to impose limitations on redemptions during periods of high illiquidity in the markets for the investments held by it.

*Portfolio Turnover Risk (risk for the Aggregate Bond Index Fund).* A Fund may engage in frequent trading of its portfolio securities. Fund turnover generally involves a number of direct and indirect costs and expenses to a Fund, including, for example, brokerage commissions, dealer mark-ups and bid/asked spreads, and transaction costs on the sale of securities and reinvestment in other securities. The costs related to increased portfolio turnover have the effect of reducing a Fund's investment return, and the sale of securities by a Fund may result in the realization of taxable capital gains, including short-term capital gains, which are taxed to individuals as ordinary income.

*Securities Lending Risk.* Each Fund may lend portfolio securities in an amount not to exceed 40% of the value of its net assets. For these purposes, net assets shall exclude the value of all assets received as collateral for the loan. Such loans may be terminated at any time. Any such loans must be continuously secured by collateral (either cash or other obligations as may be permitted under the Funds' securities lending program) maintained on a current basis in an amount at least equal to the market value of the securities loaned by a Fund, marked to market each trading day. In a loan transaction, as compensation for lending its securities, a Fund will receive a portion of the dividends or interest accrued on the securities held as collateral or, in the case of cash collateral, a portion of the income from the investment of such cash. In addition, a Fund will receive the amount of all dividends, interest and other distributions on the loaned securities. However, the borrower has the right to vote the loaned securities. A Fund will call loans to vote proxies if a material issue affecting the investment is to be voted upon. Efforts to recall such securities promptly may be unsuccessful, especially for foreign securities or thinly traded securities, and may involve expenses to a Fund. Securities lending involves the risk that the Fund may lose money because the borrower of the loaned securities fails to return the securities in a timely manner or at all. Should the borrower of the securities fail financially, a Fund may experience delays in recovering the securities or exercising its rights in the collateral. Loans are made only to borrowers that are deemed by the securities lending agent to be of good financial standing. In a loan transaction, a Fund will also bear the risk of any decline in value of securities acquired with cash collateral. Each Fund expects to invest cash collateral in a pooled investment vehicle advised by the Adviser. With respect to index funds, to the extent

the collateral provided or investments made with cash collateral differ from securities included in the relevant Index, such collateral or investments may have a greater risk of loss than the securities included in the Index. In addition, a Fund will be subject to the risk that any income generated by reinvesting cash collateral is lower than any fees the Fund has agreed to pay a borrower.

#### **PORTFOLIO HOLDINGS DISCLOSURE**

The Funds' portfolio holdings disclosure policy is described in the Statement of Additional Information ("SAI").

## MANAGEMENT AND ORGANIZATION

Each Fund is a separate, diversified series of the State Street Institutional Investment Trust (the “Trust”), which is an open-end management investment company organized as a business trust under the laws of the Commonwealth of Massachusetts.

Each Fund invests as part of a “master/feeder” structure. Each Fund currently seeks to achieve its investment objective by investing substantially all of its investable assets in a corresponding Portfolio, a separate mutual fund, that has substantially identical investment objective, investment policies, and risks as the Fund. All discussions about a Fund’s investment objective, policies and risks should be understood to refer also to the investment objectives, policies and risks of the corresponding Portfolio.

Each Portfolio’s shares are offered exclusively to investors (including without limitation, registered investment companies, private investment pools, bank collective funds, and investment separate accounts) that, like the Fund, pay fees to SSGA FM or its affiliates. The fees paid by those investment vehicles to SSGA FM (or its affiliates) vary depending on a number of factors, including by way of example, the services provided, the risks borne by SSGA FM (or its affiliates), fee rates paid by competitive investment vehicles, and in some cases direct negotiation with investors in the Portfolio.

A Fund can withdraw its investment in a Portfolio if, at any time, the Fund’s Board of Trustees determines that it would be in the best interests of the Fund’s shareholders, or if the investment objectives of the corresponding Portfolio changed so that they were inconsistent with the objectives of the Fund. If a Fund withdraws its investment from a Portfolio, the Fund may invest all of its assets in another mutual fund that has the same investment objective as the Fund, the Adviser may directly manage the Fund’s assets, or the Board may take such other action it deems appropriate and in the best interests of shareholders of the Fund, which may include liquidation of the Fund.

### Investment Adviser

SSGA FM serves as the investment adviser to each Fund and corresponding Portfolio and, subject to the oversight of the Board, is responsible for the investment management of each Fund. The Adviser provides an investment management program for each Fund and manages the investment of each Fund’s assets. The Adviser is a wholly-owned subsidiary of State Street Global Advisors, Inc., which itself is a wholly-owned subsidiary of State Street Corporation. The Adviser is registered with the U.S. Securities and Exchange Commission (“SEC”) under the Investment Advisers Act of 1940, as amended. The Adviser and certain other affiliates of State Street Corporation make up SSGA. SSGA is one of the world’s largest institutional money managers and the investment management arm of State Street Corporation. As of December 31, 2019, the Adviser managed approximately \$586.30 billion in assets and SSGA managed approximately \$3.12 trillion in assets. The Adviser’s principal business address is One Iron Street, Boston, Massachusetts 02210.

Each Fund has entered into an investment advisory agreement with the Adviser, pursuant to which the Adviser will manage the Fund’s assets, for compensation paid at an annual rate of 0.025% of the Aggregate Bond Index Fund’s average daily net assets, 0.02% of the Equity 500 Index Fund’s average daily net assets, 0.06% of the Global All Cap Equity ex-U.S. Index Fund’s average daily net assets and 0.03% of the Small/Mid Cap Equity Index Fund’s average daily net assets. For the year ended December 31, 2019, Equity 500 Index Fund’s effective management fee paid was 0.00%, Aggregate Bond Fund’s effective management fee paid was 0.00%, Global All Cap Equity ex-U.S. Index Fund’s effective management fee paid was 0.00%, and Small/Mid Cap Equity Index Fund’s effective management fee paid was 0.00%, each as a percentage of the Fund’s average daily net assets. The Portfolios pay no investment advisory fees to SSGA FM.

*Total Annual Fund Operating Expense Waivers.* SSGA FM, as the investment adviser to each of the Equity 500 Index Fund, the Aggregate Bond Index Fund and the Small/Mid Cap Equity Index Fund, is contractually obligated, through April 30, 2021, (i) to waive up to the full amount of the advisory fee payable by a Fund, and/or (ii) to reimburse a Fund for expenses to the extent that Total Annual Fund Operating Expenses (exclusive of non-recurring account fees, interest, taxes, extraordinary expenses, and distribution, shareholder servicing and sub-transfer agency fees) exceed average daily net assets on an annual basis of 0.02% for the Equity 500 Index Fund, 0.025% for the Aggregate Bond Index Fund and 0.045% for the Small/Mid Cap Equity Index Fund. SSGA FM, as the investment adviser to the Global All Cap Equity ex-U.S. Index Fund, is contractually obligated, through April 30, 2021, (i) to waive up to the full amount of the advisory fee payable by the Fund, and/or (ii) to reimburse the Fund for expenses to the extent that Total Annual Fund Operating Expenses (exclusive of non-recurring account fees, interest, taxes, extraordinary expenses, acquired fund fees, any class-specific expenses such as distribution, shareholder servicing, sub-transfer agency and administration fees) exceed average daily net assets on an annual basis of 0.015% for the Global All Cap Equity ex-U.S. Index Fund. These waiver and/or reimbursement agreements may not be terminated prior to April 30, 2021 except with approval of the Funds’ Board of Trustees.

A discussion regarding the Board’s consideration of the Funds’ Investment Advisory Agreement is provided in the Funds’ Semi-Annual Report to Shareholders for the period ended June 30, 2019.

## Portfolio Management

The Adviser manages the Funds and the Portfolios using a team of investment professionals. The team approach is used to create an environment that encourages the flow of investment ideas. The portfolio managers within the team work together in a cohesive manner to develop and enhance techniques that drive the investment process for the respective investment strategy. This approach requires portfolio managers to share a variety of responsibilities including investment strategy and analysis while retaining responsibility for the implementation of the strategy within any particular portfolio. The approach also enables the team to draw upon the resources of other groups within SSGA. Each portfolio management team is overseen by the SSGA Investment Committee.

The table below identifies the professionals primarily responsible for the day-to-day management of each Fund and Portfolio:

<u>Portfolio Managers</u>	<u>Portfolios and Funds</u>
Michael Feehily, Karl Schneider and Amy Scofield	Equity 500 Index Fund and Equity 500 Index II Portfolio
Marc DiCosimo and Joanna Madden	Aggregate Bond Index Fund and Aggregate Bond Index Portfolio
Michael Feehily, Olga Winner and Karl Schneider	Global All Cap Equity ex-U.S. Index Fund and Global All Cap Equity ex-U.S. Index Portfolio
Michael Feehily, Ted Janowsky and Karl Schneider	Small/Mid Cap Equity Index Fund and Small/Mid Cap Equity Index Portfolio

Marc DiCosimo, CFA is a Vice President of SSGA and the Adviser and a Senior Portfolio Manager in the Fixed Income Beta Solutions Group within the Fixed Income, Cash and Currency Team. Prior to joining SSGA in 2013, Mr. DiCosimo worked at Wellington Management as a fixed income portfolio analyst on the Mortgage Backed Securities Team. Mr. DiCosimo has twenty years of fixed income experience working at Loomis Sayles and Saxon Mortgage Capital. Mr. DiCosimo graduated from the University of Richmond with a degree in Accounting. He is a Chartered Financial Analyst (CFA) and is a member of the CFA Institute and CFA Society Boston, Inc. He is a co-chair of the Mortgage Securitization Council of the Association of Institutional Investors.

Michael Feehily, CFA, is a Senior Managing Director of SSGA and the Adviser and the Head of Global Equity Beta Solutions in the Americas. He is also a member of the Senior Leadership Team and is a voting member on the firm's Trade Management Oversight Committee and the North America Product Committee. Mr. Feehily rejoined SSGA in 2010 after spending four years in State Street Global Markets, LLC, where he helped to build the Global Exposure Solutions business. This group created and managed portfolios that were designed to meet the short-term market exposure needs of institutional clients. Prior to this, Mr. Feehily had been Head of the U.S. Passive Equity Team within SSGA, which he originally joined in 1997. He began his career at State Street within the Global Services division in 1992. Mr. Feehily received a Bachelor of Science from Babson College in Finance, Investments, and Economics. He received a Master of Business Administration in Finance from Bentley College and also earned the Chartered Financial Analyst (CFA) designation. Mr. Feehily is a member of the CFA Institute and CFA Society Boston, Inc. He is also a former member of the Russell Index Client Advisory Board.

Olga Winner, CFA, is a Vice President of SSGA and the Adviser and a Senior Portfolio Manager in the Global Equity Beta Solutions Group. She is responsible for the management of several domestic, international developed and emerging market strategies, including separate accounts, commingled funds, mutual funds and ETFs. Additionally, Ms. Winner manages hedged and futures overlay strategies. Prior to joining SSGA, Ms. Winner worked as an acquisitions associate at Boston Capital Partners, a real estate investment firm, analyzing investment opportunities. She holds a Master of Business Administration and a Master of Science in Finance from the Carroll School of Management at Boston College and a Bachelor of Science in Finance from the University of Massachusetts. She also earned the Chartered Financial Analyst (CFA) designation and is a member of CFA Society Boston, Inc.

Ted Janowsky, CFA, is a Vice President of SSGA and the Adviser and a Senior Portfolio Manager in the Global Equity Beta Solutions Group. In this capacity, he manages a diverse group of equity and derivative-based index portfolios and has played a significant role designing proprietary portfolio management software. Additionally, Mr. Janowsky is head of the portfolio management team of SSGA's Company Stock Group, which manages all fiduciary transactions and company stock investments including employee stock ownership plans, 401(k) plans, defined benefit plans and non-qualified plans. Prior to joining the Global Equity Beta Solutions Group, he worked as an application developer in Investor Technology Services within State Street Corporation. He also worked as a business analyst in State Street's London and Sydney offices. Mr. Janowsky joined SSGA in 2005. Mr. Janowsky holds a Bachelor of Science in Business Administration from Bucknell University and a Master of Business Administration from the Carroll School of Management at Boston College. He has also earned the Chartered Financial Analyst (CFA) designation and is a member of the CFA Institute and CFA Society Boston, Inc.

Joanna Madden is a Vice President of SSGA and the Adviser and a Portfolio Manager in the Fixed Income Beta Solutions Group since 2013. Previously, Ms. Madden was a portfolio manager in the U.S. Cash Management Group responsible for short-term liquidity investments across all the cash and securities lending portfolios managed in Boston. She joined the Boston group in April 2010 after working as a portfolio manager with the London Cash Management Group. Prior to her portfolio management role, she was a product analyst for the London Cash Management Group where she provided analytical and business support. Before joining SSGA in London, Ms. Madden worked as an operations specialist supporting the Boston Cash Management Group. Ms. Madden received a Bachelor of Science in Political Science from Loyola University of Chicago, Illinois.

Karl Schneider, CAIA, is a Managing Director of SSGA and the Adviser and Deputy Head of Global Equity Beta Solutions (GEBS) in the Americas, where he also serves as a Senior Portfolio Manager for a number of the group's passive equity portfolios. Previously within GEBS, he served as a portfolio manager and product specialist for U.S. equity strategies and synthetic beta strategies, including commodities, buy/write, and hedge fund replication. He is also a member of the S&P Dow Jones U.S. Equities Index Advisory Panel. Prior to joining the GEBS group, Mr. Schneider worked as a portfolio manager in SSGA's Currency Management Group, managing both active currency selection and traditional passive hedging overlay portfolios. He joined SSGA in 1997. Mr. Schneider holds a Bachelor of Science in Finance and Investments from Babson College and a Master of Science in Finance from the Carroll School of Management at Boston College. He has earned the Chartered Alternative Investment Analyst (CAIA) designation and is a member of the CAIA Association.

Amy Scofield is a Principal of SSGA and the Adviser and a Portfolio Manager in the Global Equity Beta Solutions Group. She is responsible for the management of various equity index funds, with domestic and international strategies. Ms. Scofield rejoined SSGA in November of 2010, after spending two years at Atlantic Trust Company, a private wealth management firm. In her role at Atlantic Trust Company, she specialized in asset allocation and performance analysis for high net worth clients. Prior to Atlantic Trust Company, Ms. Scofield was a compliance officer at SSGA, where she was responsible for ensuring equity portfolios met specified guidelines. She also worked as an operations associate in SSGA's International Structured Products Group. Ms. Scofield holds a Bachelor of Arts in Economics from Boston College.

Additional information about the portfolio managers' compensation, other accounts managed by the portfolio managers, and the portfolio managers' ownership of the Funds is available in the SAI.

## **Other Fund Services**

### The Administrator, Sub-Administrator and Custodian

The Adviser serves as administrator of each Fund. The amount of the fee paid to the Adviser for administrative services may vary by share class. Each Fund currently pays the Adviser an administrative fee at the annual rate of 0.05% with respect to each of its share classes. State Street, a subsidiary of State Street, serves as sub-administrator for the Funds for a fee that is paid by the Adviser. State Street also serves as custodian of the Funds for a separate fee that is paid by the Funds. SSGA FM serves as administrator of the Portfolios and State Street serves as sub-administrator and custodian of the Portfolios.

### The Transfer Agent and Dividend Disbursing Agent

DST Asset Manager Solutions, Inc. is the Funds' transfer agent and dividend disbursing agent (the "Transfer Agent").

### The Distributor

State Street Global Advisors Funds Distributors, LLC serves as the Funds' distributor ("SSGA FD") pursuant to the Distribution Agreement between SSGA FD and the Trust.

### Additional Information

The Trustees of the Trust oversee generally the operations of the Funds and the Trust. The Trust enters into contractual arrangements with various parties, including among others the Funds' investment adviser, custodian, transfer agent, and accountants, who provide services to the Funds. Shareholders are not parties to any such contractual arrangements or intended beneficiaries of those contractual arrangements, and those contractual arrangements are not intended to create in any shareholder any right to enforce them directly against the service providers or to seek any remedy under them directly against the service providers.

This Prospectus provides information concerning the Trust and the Funds that you should consider in determining whether to purchase shares of the Funds. Neither this Prospectus, nor the related SAI, is intended, or should be read, to be or to give rise to an agreement or contract between the Trust or the Funds and any investor, or to give rise to any rights in any shareholder or other person other than any rights under federal or state law that may not be waived.



## SHAREHOLDER INFORMATION

### Determination of Net Asset Value

Each Fund determines its NAV per share once each business day as of the scheduled close of regular trading on the New York Stock Exchange (the “NYSE”). Pricing does not occur on NYSE holidays. A business day is one on which the NYSE is open for regular trading. The Federal Reserve is closed on certain holidays on which the NYSE is open. These holidays are Columbus Day and Veterans Day. On these holidays, you will not be able to purchase shares by wiring Federal Funds because Federal Funds wiring does not occur on days when the Federal Reserve is closed. In unusual circumstances, such as an emergency or an unscheduled close or halt of trading on the NYSE, the time at which share prices are determined may be changed. The NAV per share is based on the market value of the investments held in a Fund. The NAV of each class of a Fund’s Shares is calculated by dividing the value of the assets of the Fund attributable to that class less the liabilities of the Fund attributable to that class by the number of shares in the class outstanding. As noted in this Prospectus, each Fund may invest in securities listed on foreign exchanges, or otherwise traded in a foreign market, and those securities may trade on weekends or other days when each Fund does not price its shares. Consequently, the NAV of each Fund’s Shares may change on days when shareholders are not able to purchase or redeem the Fund’s Shares. Purchase and redemption orders for Fund Shares are processed, respectively, at the NAV next determined after the Fund accepts a purchase order or receives a redemption request in good form. Each Fund values each security or other investment pursuant to guidelines adopted by the Board. Securities or other investments may be valued at fair value, as determined in good faith and pursuant to procedures approved by the Funds’ Board, under certain limited circumstances. For example, fair value pricing may be used when market quotations are not readily available or reliable, such as when (i) trading for a security is restricted; or (ii) a significant event, as determined by the Adviser, that may affect the value of one or more securities or other investments held by a Fund occurs after the close of a related exchange but before the determination of a Fund’s NAV. Attempts to determine the fair value of securities or other investments introduce an element of subjectivity to the pricing of securities or other investments. As a result, the price of a security or other investment determined through fair valuation techniques may differ from the price quoted or published by other sources and may not accurately reflect the price a Fund would have received had it sold the investment. To the extent that a Fund invests in the shares of other registered open-end investment companies that are not traded on an exchange (mutual funds), such shares are valued at their published NAVs per share as reported by the funds. The prospectuses of these funds explain the circumstances under which the funds will use fair value pricing and the effects of using fair value pricing.

### Investing in State Street Institutional Investment Trust Shares

Mutual funds advised by SSGA FM (the “State Street Funds”) and their service providers have a legal obligation to collect from you certain personal information about you at the time you open an account in order to verify your identity and the source of your payment. If you do not provide this information, you may not be able to open an account with the State Street Funds. If the State Street Funds believe that they have uncovered unlawful activity, the State Street Funds and their service providers may close your account and take any action they deem reasonable or required by law. The State Street Funds reserve the right to reject any purchase order.

This section of the Prospectus explains the basics of doing business with the State Street Funds. Carefully read each topic. The policies set forth below regarding the purchase, redemption and exchange of State Street Fund shares are in addition to the “Purchase and Sale of Fund Shares” section contained in the “Fund Summary” portion of this Prospectus. The State Street Funds reserve the right to change the following policies, without notice to shareholders; except that any modification or termination of the exchange privileges described in this Prospectus will be preceded by 60 days’ advance notice to shareholders. Please call or check online for current information. Requests for transactions in the State Street Funds will be processed when they are received in “good order.” “Good order” means that the request is in an accurate and complete form, and all applicable documents have been received in such accurate and complete form (including typically, a signed application and medallion-guaranteed documents), and, for a purchase request, the check or wired funds have cleared.

### Purchasing Shares

#### Choosing a Share Class

The Funds offer three classes of shares through this Prospectus: Class A, Class I and Class K, available to you subject to the eligibility requirements set forth below.

All classes of a Fund share the same investment objective and investments, but the different share classes have different expense structures and eligibility requirements. The availability of shares of a particular class through a given Financial Intermediary will depend on the policies and procedures of the Financial Intermediary. The Funds, the Distributor, the Adviser and the Transfer Agent do not provide advice or make recommendations regarding Fund share classes and do not verify that you have invested in the share class most appropriate for your investment needs. You should choose the class with the expense structure that best meets your needs

and for which you are eligible. Some factors to consider are the amount you plan to invest, the time period before you expect to sell your shares, whether you might invest more money in the Funds in the future, and the nature of your arrangement with a Financial Intermediary. Your investment professional can help you choose a share class that is appropriate for your investment needs.

When you buy Class A shares, the initial sales load is deducted from the amount you invest, unless you qualify for an initial sales load waiver. This means that less money will be invested in a Fund immediately. Class A shares have a Rule 12b-1 fee of 0.25% per year. A contingent deferred sales charge (“CDSC”) of 1.00% may be assessed on redemptions of Class A shares made within 18 months after purchase where no initial sales charge was paid at the time of purchase as part of an investment of \$1,000,000 or more.

The chart below summarizes the features of the different share classes. This chart is only a general summary, and you should read the description of each Fund’s expenses in each Fund Summary in this Prospectus.

The minimum purchase amount may be waived for specific investors or types of investors, including, without limitation, retirement plans, employees of State Street Corporation and its affiliates and their families. In the case of shareholders purchasing shares through a Financial Intermediary, the minimum purchase amount may be applied at the level of the Financial Intermediary.

	<b>Class A</b>	<b>Class I</b>	<b>Class K</b>
Availability	Available to the general public through certain Financial Intermediaries.	Limited to certain investors serviced through a Financial Intermediary receiving a fee from the applicable Fund for shareholder servicing or similar services.	Limited to certain investors, including certain financial institutions, qualified recordkeepers and employer-sponsored retirement plans.
Minimum Initial Investment	\$2,000. The investment minimum may be modified, waived or reduced for certain types of investors (e.g., 401(k) or 403(b) plans) and investments as well as for certain fee-based programs where an agreement is in place.	There is no minimum investment for Class I shares.	There is no minimum investment for Class K shares.
Maximum Investment	None.	None.	None.
Initial (Front-End) Sales Charge	Yes. 5.25% for Equity Funds and 3.75% for Fixed Income Funds, payable at time of purchase. Lower sales charges are available for larger investments. See the chart under “Class A” section of this Prospectus.	No. Entire purchase price is invested in shares of a Fund.	No. Entire purchase price is invested in shares of a Fund.
Deferred (CDSC) Sales Charge	No, except for purchases of \$1,000,000 or more that are redeemed within 18 months after purchase.	No.	No.
Distribution and Service (12b-1) Fees	0.25% annual fee.	No.	No.
Redemption Fees	No.	No.	No.

The following pages cover additional details about each share class, including information about share class eligibility, initial and deferred sales charges, and sales charge reductions and waivers. Information about sales charges and sales charge reductions and waivers is also available free of charge on the Funds’ website at [www.ssgafunds.com](http://www.ssgafunds.com).

## Class A

Class A shares are available to the general public for investment through qualified recordkeepers with a distribution and/or fund servicing agreement maintained with SSGA FD.

When you buy Class A shares, you pay an initial (or front-end) sales charge at the time of your investment, which is included in the offering price, unless you qualify for a sales charge reduction or waiver. This fee is deducted from the amount you invest, and the remainder of your money is used to buy shares in the Fund. The tables below show the amount of sales charge you would pay at different levels of investment and the commissions paid to Financial Intermediaries at each level of investment. The actual sales charge you pay may vary slightly from the rates disclosed due to rounding.

### Equity Funds (Equity 500 Index Fund, Global All Cap Equity ex-U.S. Index Fund and Small/Mid Cap Equity Index Fund)

Amount of Purchase Payment	Sales Charge as a % of Offering Price	Sales Charge as a % of Net Amount Invested	Financial Intermediary Compensation as a % of Offering Price
Less than \$50,000	5.25%	5.54%	4.75%
\$50,000-\$99,999	4.50%	4.71%	4.00%
\$100,000-\$249,999	3.50%	3.63%	3.25%
\$250,000-\$499,999	2.50%	2.56%	2.25%
\$500,000-\$999,999	2.00%	2.04%	1.75%
\$1,000,000 or more	None	None	Advanced Commission <sup>1, 2</sup>

### Fixed Income Funds (Aggregate Bond Index Fund)

Amount of Purchase Payment	Sales Charge as a % of Offering Price	Sales Charge as a % of Net Amount Invested	Financial Intermediary Compensation as a % of Offering Price
Less than \$100,000	3.75%	3.90%	3.25%
\$100,000-\$249,999	3.25%	3.36%	3.00%
\$250,000-\$499,999	2.25%	2.30%	2.00%
\$500,000-\$999,999	1.75%	1.78%	1.50%
\$1,000,000 or More	None	None	Advanced Commission <sup>1, 2</sup>

<sup>1</sup> Class A advanced commission for purchases over \$1 million:

1.00%	First \$3 million
Plus 0.50%	Next \$12 million
Plus 0.25%	Over \$15 million

<sup>2</sup> If you purchase \$1,000,000 or more of Class A shares of a Fund, you will not be assessed a sales charge at the time of purchase. SSGA FD pays broker-dealers advanced commissions that are calculated on a year-by-year basis based on the amounts invested during that year. Accordingly, with respect to additional purchase amounts, the advanced commission breakpoint resets annually to the first breakpoint on the anniversary of the first purchase. You may be charged a deferred sales charge of 1.00% of the lesser of the original cost of the shares being redeemed or your redemption proceeds if you redeem your shares within 18 months after purchase.

### Reducing Your Class A Sales Charge

The Funds offer two principal ways for you to qualify for discounts on initial sales charges on Class A share purchases, often referred to as “breakpoint discounts”: Right of Accumulation or a Letter of Intent. Each of these methods is described below. In taking advantage of these methods for reducing the initial sales charge you will pay, you may link purchases of shares of all of the State Street Funds that offer Class A shares in which you invest (as described below) even if such State Street Funds are held in accounts with different Financial Intermediaries, as well as purchases of Class I and Class N shares of all State Street Funds (other than shares of money market funds) to be held in accounts owned by your spouse or domestic partner and children under the age of 21 who share your residential address. **It is your responsibility when investing to inform your Financial Intermediary or the State Street Funds that you would like to have one or more of the State Street Funds linked together for purposes of reducing the initial sales charge.**

*Right of Accumulation.* You may qualify for a reduction in the sales charge you pay for purchases of Class A shares through Right of Accumulation. To calculate the sales charge applicable to your net purchase of Class A shares, you may aggregate your investment calculated as the higher of (a) the current value of your existing holdings or (b) the amount you invested (excluding capital appreciation) less any withdrawals of any Class A, Class I, and Class N shares of a State Street Fund (other than shares of money market funds) held in:

1. Your account(s);
2. Account(s) of your spouse or domestic partner;
3. Account(s) of children under the age of 21 who share your residential address;
4. Trust accounts established by any of the individuals in items (1) through (3) above. If the person(s) who established the trust is deceased, the trust account may be aggregated with the account(s) of the primary beneficiary of the trust;
5. Solely controlled business accounts; and
6. Single-participant retirement plans of any of the individuals in items (1) through (3) above.

In order to obtain any breakpoint reduction in the initial sales charge, you must, before purchasing Class A shares, inform your Financial Intermediary or the State Street Funds if you have any of the above types of accounts that can be aggregated with your current investment in Class A shares to reduce the applicable sales charge. In order to verify your eligibility for a reduced sales charge, you may be required to provide appropriate documentation, such as an account statement or the social security or tax identification number on an account, so that the State Street Funds may verify (1) the number of shares of the State Street Funds held in your account(s) with State Street Funds, (2) the number of shares of the State Street Funds held in your account(s) with a Financial Intermediary, and (3) the number of shares of the State Street Funds held in an account with a Financial Intermediary owned by your spouse or domestic partner and by children under the age of 21 who share your residential address.

*Gift of Shares.* If you make a gift of shares, upon your request, you may combine purchases, if made at the same time, under right of accumulation of Class A, Class I and Class N shares of a State Street Fund (other than any shares of money market funds) at the sales charge discount allowed for the combined purchase. The receiver of the gift may also be entitled to a prospective reduction in sales charges in accordance with the Funds' right of accumulation or other provisions. You or the receiver of the gift must provide certain account information to State Street or their agents at the time of purchase to exercise this right.

*Letter of Intent.* In order to immediately reduce your Class A sales charge, you may sign a Letter of Intent stating your intention to buy a specified amount of Class A shares of one or more State Street Funds within a 13-month period at the reduced sales charge rates applicable to the aggregate amount of the intended purchases stated in the Letter. Purchases of Class A shares of one or more State Street Funds you make over the 13-month period will be combined and you will pay the same sales charge on the new Class A shares that you would have paid if all shares were purchased at once. The 13-month Letter of Intent period commences on the day that the Letter of Intent is received by the Funds or your Financial Intermediary. Purchases submitted not more than three months prior to the date the Letter of Intent is received are considered in determining the level of sales charge that will be paid pursuant to the Letter of Intent; however, the Letter of Intent will not result in any reduction in the amount of any previously paid sales charge. In addition, investors do not receive credit for shares purchased by the reinvestment of distributions.

The Letter of Intent is a non-binding commitment upon the investor to purchase the full amount indicated. Shares worth 5% of the amount of each purchase will be held in escrow (while remaining in your name) until the full amount covered by the Letter of Intent has been invested. If the terms of the Letter of Intent are not fulfilled by the end of the 13th month, you must pay SSGA FD the difference between the sales charges applicable to the purchases at the time they were made and the reduced sales charges previously paid or SSGA FD will liquidate sufficient escrowed shares to obtain the difference. Calculations made to determine whether a Letter of Intent commitment has been fulfilled will be made on the basis of the amount invested prior to the deduction of the applicable sales charge.

To take advantage of the Right of Accumulation and/or a Letter of Intent, complete the appropriate section of your Account Application or contact your Financial Intermediary. To determine if you are eligible for these programs, call (800) 647-7327. These programs may be terminated or amended at any time.

#### Waiver Of The Class A Sales Charge

A sales charge ("load") may not be imposed on Class A shares of the Funds if the shares were:

1. Acquired through the reinvestment of dividends and capital gain distributions.
2. Acquired in exchange for shares of another Class A State Street Fund that were previously assessed a sales charge. However, if your shares are subject to CDSC, the CDSC will continue to apply to your new shares at the same CDSC rate.

3. Bought in State Street Funds that do not offer Class N (no load) shares<sup>1</sup> by officers, directors or trustees, retirees and employees and their immediate family members (i.e., spouses, domestic partners, children, grandchildren, parents, grandparents, and any dependent of the person, as defined in Section 152 of the Internal Revenue Code of 1986 (the “Code”)) of:
  - The State Street Funds
  - State Street Corporation and its subsidiaries and affiliates
4. Bought by employees of:
  - DST Asset Manager Solutions, Inc. and its subsidiaries and affiliates.
  - Financial Intermediaries of financial institutions that have entered into selling agreements with the Funds or SSGA FD and their subsidiaries and affiliates (or otherwise have an arrangement with a Financial Intermediary or financial institution with respect to sales of Fund Shares). This waiver includes the employees’ immediate family members (i.e., spouses, domestic partners, children, grandchildren, parents, grandparents and any dependent of the employee, as defined in Section 152 of the Code).
5. Bought by:
  - Authorized retirement plans serviced or sponsored by a Financial Intermediary, provided that such Financial Intermediary has entered into an agreement with SSGA FD or with the Fund with respect to such purchases at NAV.
  - Investors who are directly rolling over or transferring shares from an established State Street Fund or State Street qualified retirement plan. Rolling over or transferring shares involves the transferring of shares (in-kind); there is no cash movement associated with the transaction.
  - Clients of Financial Intermediaries that (i) charge an ongoing fee for advisory, management, consulting or similar services, or (ii) have entered into an agreement with SSGA FD to offer Class A shares through a no-load network or platform, or self-directed brokerage accounts that may or may not charge transaction fees to customers.
  - Insurance company separate accounts.
  - Tuition Programs that qualify under Section 529 of the Code.
6. Bought with proceeds from the sale of Class A shares of a State Street Fund, but only if the purchase is made within 90 days of the sale or distribution. Appropriate documentation may be required. Please refer to Class A Account Reinstatement Privileges below.
7. Bought in connection with plans of reorganization of a State Street Fund, such as mergers, asset acquisitions and exchange offers to which a Fund is a party. However, you may pay a CDSC when you sell the Fund Shares you received in connection with the plan of reorganization.

#### Additional Sales Charge Waiver Disclosure

Sales charge waivers are available for eligible purchases of shares made directly through the State Street Funds advised by SSGA FM, and may be available for eligible purchases made through Financial Intermediaries that offer Class A shares on a load-waived basis to you and all similarly situated customers in accordance with the Financial Intermediary’s policies and procedures.

Some Financial Intermediaries do not provide all of the sales charge waivers that are available when you purchase shares of the State Street Funds, including sales charge waivers for certain types of accounts, investors, relationships or transactions. Consult your financial advisor to determine which sales charge waivers, if any, you are entitled to receive when purchasing through your Financial Intermediary. You may need to invest directly through another Financial Intermediary in order to take advantage of a specific sales charge waiver offered by a Fund.

Similarly, when purchasing through a Financial Intermediary, your eligibility to receive sales charge waivers and reductions through reinstatement, rights of accumulation and letters of intent depends on the policies and procedures of the Financial Intermediary.

In all instances, it is the purchaser’s responsibility to notify SSGA at (800) 647-7327 or the purchaser’s Financial Intermediary of any relationship or other facts qualifying the purchaser for sales charge reduction or waivers. Waivers or reductions may be eliminated, modified, and added at any time without providing advance notice to shareholders.

---

<sup>1</sup> State Street Funds that offer Class N Shares include: State Street Dynamic Small Cap Fund (SVSCX), State Street Defensive Emerging Markets Equity Fund (SSEMXX), State Street International Stock Selection Fund (SSAIX) and State Street S&P 500 Index Fund (SVSPX).

### How the CDSC is Calculated

The State Street Funds calculate the CDSC by treating all purchases made in a given month as though they were made on the first day of the month.

The CDSC will be multiplied by then current market value or the original cost of shares being redeemed, whichever is less. To minimize the CDSC, shares not subject to any charge, including share appreciation, or acquired through reinvestment of dividends or capital gain distributions, are redeemed first followed by shares held the longest time.

You should retain any records necessary to substantiate historical costs because SSGA FD, the Funds, the transfer agent and your Financial Intermediary may not maintain such information.

### Waiver of the CDSC

In the following situations, no CDSC is imposed on redemptions of Class A shares of the Funds:

1. If you participate in the Automatic Withdrawal Plan. Redemptions made on a regular periodic basis (*e.g.* monthly) will not be subject to any applicable CDSC if they are, in the aggregate, less than or equal to 10% annually of the current market value of the account balance. Redemptions made as part of a required minimum distribution are also included in calculating amounts eligible for this waiver. For information on the Automatic Withdrawal Plan, please see *Service Options*.
2. If you are a registered participant or beneficial owner of an account and you die or become disabled (as defined in Section 72(m)(7) of the Code). This waiver is only available for accounts open prior to the shareholder's or beneficiary's death or disability, and the redemption must be made within one year of such event. Subsequent purchases into such account are not eligible for the CDSC waiver. In order to qualify for this waiver, SSGA FD must be notified of such death or disability at the time of the redemption order and be provided with satisfactory evidence of such death or disability.
3. Redemptions that represent a required minimum distribution from your IRA Account or other qualifying retirement plan but only if you are at least age 70 1/2. If you maintain more than one IRA, only the assets credited to the IRA that is invested in one or more of the State Street Funds are considered when calculating that portion of your minimum required distribution that qualifies for the waiver.
4. A distribution from a qualified retirement plan by reason of the participant's retirement.
5. Redemptions that are involuntary and result from a failure to maintain the required minimum balance in an account.
6. Exchanges in connection with plans of reorganization of a State Street Fund, such as mergers, asset acquisitions and exchange offers to which a Fund is a party. However, you may pay a sales charge when you redeem the Fund Shares you receive in connection with the plan of reorganization.
7. Exchanges for shares of the same class of another State Street Fund. However, if your shares are subject to CDSC, the CDSC will continue to apply to your new shares. For purposes of the CDSC, shares will continue to age from the date of the original purchase of the Fund Shares.
8. Redemption of shares purchased through employer sponsored retirement plans and deferred compensation plans. The CDSC, however, will not be waived if the plan redeems all of the shares that it owns on behalf of participants prior to the applicable CDSC period, as defined above.
9. Redemptions as part of annual IRA custodial fees.
10. Acquired through the reinvestment of dividends and capital gains distributions.

Appropriate documentation may be required. Please refer to Class A Account Reinstatement Privileges below.

### Class A Account Reinstatement Privileges

You may purchase Class A shares at NAV within 90 days of the sale with no sales charge by reinstating all or part of your proceeds into the same account that the sale or distribution occurred. Any applicable CDSC in connection with the redemption in Class A shares will be credited and aging will begin at original purchase date. Please note that a redemption and reinstatement are considered to be a sale and purchase for tax-reporting purposes.

### **Class I**

Class I shares are not subject to any sales charge. Only certain investors are eligible to buy Class I shares. Your Financial Intermediary can help you determine whether you are eligible to purchase Class I shares.

Class I shares are available to the following categories of investors serviced through a Financial Intermediary receiving a fee from a Fund for shareholder servicing or similar services:

1. Banks, broker-dealers and other financial institutions (including registered investment advisers and financial planners) that have entered into agreements with the Fund to purchase Class I shares on behalf of their clients in:
  - Discretionary and non-discretionary advisory programs;
  - Fund “supermarkets”;
  - Asset allocation programs;
  - Other programs in which the client pays an asset-based fee for advice or for executing transactions in Fund Shares or for otherwise participating in the program; or
  - Certain other investment programs that do not charge an asset-based fee;
2. Defined contribution, defined benefit and other employer-sponsored employee benefit plans, whether or not qualified under the Code.

There is no minimum investment for Class I shares.

## **Class K**

Class K shares are not subject to any sales charge. Only certain investors are eligible to buy Class K shares. Your Financial Intermediary can help you determine whether you are eligible to purchase Class K shares.

Class K shares are available to the following categories of investors:

1. Banks, broker-dealers and other financial institutions (including registered investment advisers and financial planners) purchasing Fund Shares on behalf of their clients in:
  - Discretionary and non-discretionary advisory programs;
  - Fund “supermarkets”;
  - Asset allocation programs;
  - Other programs in which the client pays an asset-based fee for advice or for executing transactions in Fund Shares or for otherwise participating in the program; or
  - Certain other investment programs that do not charge an asset-based fee;
2. Qualified recordkeepers with an applicable agreement maintained with SSGA FD;
3. Endowments and foundations, and defined contribution, defined benefit, and other employer-sponsored employee benefit plans, whether or not qualified under the Code;
4. Certain other registered open-end investment companies whose shares are distributed by SSGA FD;
5. Current or retired Directors or Trustees of the State Street Funds, officers and employees of SSGA, and any of its subsidiaries, such persons’ spouses, and children under the age of 21, and trust accounts for which any of such person is a beneficiary;
6. Qualified state tuition plans described in Section 529 of the Code and donor-advised charitable gift funds (subject to all applicable terms and conditions);
7. Health Savings Accounts under Section 223 of the Code if such accounts are maintained by the Fund at an omnibus level;
8. Collective investment trusts.

There is no minimum investment for Class K shares.

## **How to Initiate a Purchase Request**

### Investing in the State Street Funds Through a Financial Intermediary

If you currently do not have an account with SSGA FM, you may establish a new account and purchase shares of the State Street Funds through a Financial Intermediary, such as a bank, broker, or investment adviser. Please consult your Financial Intermediary to determine which, if any, shares are available through that firm and to learn about other rules that may apply. You may also submit a New Account Application. To open certain types of accounts, such as IRAs, you will be required to submit an account-specific application. If you intend to add certain investor services offered by the State Street Funds, such as Automatic Investment and Withdrawals Plans, and check-writing on money market funds, you also will be required to submit a Service Option Form. See *Service Options*. If you are opening an account through a Financial Intermediary, such as a bank or broker, the Financial Intermediary should have the documents that you will need.

*Account Applications and Other Documents.* You may find many of the forms necessary to open an account online or by calling or writing to the State Street Funds. See *Contacting the State Street Funds*.

*Opening Accounts and Purchasing By Telephone.* You may call the State Street Funds to request that the account-opening forms be sent to you or for assistance in completing the necessary paperwork. Once an account has been established, you may also call the State Street Funds to request a purchase of shares. See *Contacting the State Street Funds*.

*Opening Accounts and Purchasing By Mail.* You may send the State Street Funds your account registration form and check to open a new account. To add to an existing account, you may send your check with a written request. You also may send a written request to the State Street Funds to make an exchange. For the State Street Funds' addresses, see *Contacting the State Street Funds*.

Please be sure to check *Exchanging Shares* and *Frequent-Trading Limits* below.

#### How to Pay for a Purchase

*By Wire.* Please call the State Street Funds for instructions and policies on purchasing shares by wire. See *Contacting the State Street Funds*. All wires should be in U.S. dollars and immediately available funds.

*By Check.* You may send a check to make initial or additional purchases to your fund account. Make your check payable to "State Street Funds" and include the appropriate fund name and account number (e.g., "State Street Equity 500 Index Fund—a/c #xxx") in the memo section of the check.

*By Exchange.* You may purchase shares of a State Street Fund, provided the Funds' minimum investment is met, using the proceeds from the simultaneous redemption of shares of another State Street Fund of the same class. You may initiate an exchange by telephone, or by mail. See *Exchanging Shares* below.

*In-Kind Purchase of State Street Fund Shares.* The State Street Funds, in their sole discretion, may permit you to purchase shares of a State Street Fund ("State Street Fund Shares") through the exchange of other securities that you own. The market value of any securities exchanged, plus any cash, must be at least \$25 million. Please consult your tax adviser regarding in-kind transactions. Please contact the State Street Funds for more information, including additional restrictions. See *Contacting the State Street Funds*.

#### Trade Dates-Purchases

The trade date for any purchase request received in good order will depend on the day and time the State Street Funds receive your request, the manner in which you are paying, and the type of fund you are purchasing. Each State Street Fund's NAV is calculated only on business days, that is, those days that the NYSE is open for regular trading. Purchase orders are processed at the NAV next determined after the Fund accepts a purchase order.

*For Purchases by Check, Exchange or Wire into all Funds:* If the purchase request is received in good order by the State Street Funds on a business day before the close of regular trading on the NYSE (ordinarily 4 p.m., Eastern time), the trade date will be the same day. If the purchase request is received in good order on a business day after the close of regular trading on the NYSE, or on a non-business day, the trade date will be the next business day.

If your purchase request is not in good order, it may be rejected.

For further information about purchase transactions, consult our website at [www.ssgafunds.com](http://www.ssgafunds.com) or see *Contacting the State Street Funds*.

#### Other Purchase Policies You Should Know

*Check Purchases.* All checks used to purchase State Street Fund Shares must be drawn on a U.S. bank and in U.S. dollars. The State Street Funds will not accept any third-party check used for an initial purchase of Fund Shares, or any check drawn on a credit card account for any purpose.

*New Accounts.* We are required by law to obtain from you certain personal information that we will use to verify your identity. If you do not provide the information, we may not be able to open your account. If we are unable to verify your identity, the State Street Funds reserve the right, without notice, to close your account or take such other steps as we deem reasonable.

*Refused or Rejected Purchase Requests.* The State Street Funds reserve the right to stop selling Fund Shares or to reject any purchase request at any time and without notice, including purchases requested by exchange from another State Street Fund. This right also includes the right to reject any purchase request because of a history of frequent trading by the investor or because the purchase may negatively affect a Fund's operation or performance.



*Purchases Through Pension Plans.* If you are purchasing State Street Fund Shares through a pension or other participation plan, you should contact your plan administrator for further information on purchases.

## **Redeeming Shares**

*By Telephone.* You may call the State Street Funds to request a redemption of shares. See *Contacting the State Street Funds*.

*By Mail.* You may send a written request to the State Street Funds to redeem from a Fund account or to make an exchange. See *Contacting the State Street Funds*.

If you wish to redeem Fund Shares through a Financial Intermediary, please contact that Financial Intermediary directly. Your Financial Intermediary may have different or additional requirements for the processing of redemption orders, or may be closed at times when the Fund is open. Financial Intermediaries may contact DST Asset Manager Solutions, Inc. at (877) 332-6207 or via email at [nsscresearch@dstsystems.com](mailto:nsscresearch@dstsystems.com) with questions.

Please be sure to check *Exchanging Shares* and *Frequent-Trading Limits* below.

### Trade Date-Redemptions

The trade date for any redemption request received in good order will depend on the day and time the State Street Funds receive your request in good order and the manner in which you are redeeming.

Your redemption will be executed using the NAV as calculated on the trade date. NAVs are calculated only on days that the NYSE is open for regular trading (a business day). If the redemption request is received in good order by the State Street Funds on a business day before the close of regular trading on the NYSE (ordinarily 4 p.m., Eastern time), the request will be processed the same day using that day's NAV. If the redemption request is received in good order on a business day after the close of regular trading on the NYSE, or on a non-business day, the request will be processed the next business day.

### How to Receive Redemption Proceeds

Regardless of the method the Funds use to make a redemption payment, the Funds typically expect to pay out redemption proceeds on the next business day after a redemption request is received in good order. If you purchased State Street Fund Shares by check or an automatic investment program and you elect to redeem shares within 15 days of the purchase, you may experience delays in receiving redemption proceeds. In this case, the State Street Funds generally will postpone sending redemption proceeds until it can verify that the check or automatic investment program investment has been collected, but in no event will this delay exceed 15 days. There will be no such delay for redemptions following purchases paid by federal funds wire or by bank cashier's check, certified check or treasurer's check. The State Street Funds reserve the right to pay for redeemed shares within seven days after receiving a redemption order if, in the judgment of the Adviser, an earlier payment could adversely affect a Fund. The State Street Funds reserve the right to suspend the right of shareholder redemption or postpone the date of payment for more than seven days to the extent permitted by the 1940 Act.

The transfer agent may temporarily delay for more than seven days the disbursement of redemption proceeds from the Fund account of a "Specified Adult" (as defined in Financial Industry Regulatory Authority, Inc. ("FINRA") Rule 2165) based on a reasonable belief that financial exploitation of the Specified Adult has occurred, is occurring, has been attempted, or will be attempted, subject to certain conditions.

Under normal circumstances, each Fund expects to meet redemption requests by using cash or cash equivalents in its portfolio and/or selling portfolio assets to generate cash. The Funds also may pay redemption proceeds using cash obtained through borrowing arrangements (including under the Funds' line of credit, which is shared across all registered funds advised by SSGA FM (other than money market funds)) that may be available from time to time.

The right of any investor to receive payment with respect to any redemption may be suspended or the payment of the redemption proceeds postponed beyond 7 days in accordance with Section 22(e) of the 1940 Act and the rules thereunder, including during any period in which the NYSE is closed (other than weekends or holidays) or trading on the NYSE is restricted or if an emergency exists as a result of which disposal by a Fund of securities owned by it is not reasonably practicable or it is not reasonably practicable for a Fund fairly to determine the value of its net assets. In addition, the SEC may by order permit suspension of redemptions for the protection of shareholders of a Fund.

A Fund may pay all or a portion of your redemption proceeds by giving you securities (for example, if the Fund reasonably believes that a cash redemption may have a substantial impact on the Fund and its remaining shareholders). You may pay transaction costs (including through the realization of taxable gain) to dispose of the securities, and you may receive less for them than the price at which they were valued for purposes of the redemption. In addition, you will be subject to the market risks associated with such securities until such time as you choose to dispose of the security.

During periods of deteriorating or stressed market conditions, when an increased portion of a Fund's portfolio may be comprised of less liquid investments, or during extraordinary or emergency circumstances, a Fund may be more likely to pay redemption proceeds with cash obtained through short-term borrowing arrangements (if available) or by giving you securities.

*By Electronic Bank Transfer.* You may have the proceeds of a fund redemption sent directly to a designated bank account. To establish the electronic bank transfer option on an account, you must designate a bank account by completing a special form or filling out the appropriate section of your account registration form. After the option is set up on your account, you can redeem shares by electronic bank transfer on a regular schedule (Automatic Withdrawal Plan) or from time to time. Your redemption request can be initiated by telephone, or by mail.

*By Wire.* When redeeming shares of a State Street Fund, you may instruct the State Street Funds to wire your redemption proceeds (\$1,000 minimum) to a previously designated bank account. Shares will be redeemed from the account on the day that the redemption instructions are received in good order. The wire redemption option is not automatic; you must designate a bank account by completing a special form or filling out the appropriate section of your account registration form. The State Street Funds typically do not charge you a fee for wiring redemption proceeds, although it reserves the right to do so. Your bank may charge a fee for receiving a wire. You are encouraged to check with your bank before initiating any transaction.

*By Exchange.* You may have the proceeds of a State Street Fund redemption invested directly into shares of another State Street Fund of the same class. You may initiate an exchange by telephone, or by mail.

*By Check.* You may have the proceeds of a State Street Funds redemption paid by check and sent to the address shown on the State Street Funds registration record, provided that the address on the registration record has not changed within thirty (30) days of the redemption request. The State Street Funds will mail you a redemption check, generally payable to all registered account owners.

#### Other Redemption Policies that You Should Know

*Address Changes.* If your address of record has been changed within thirty (30) days of the redemption request, the request must be in writing and bear a medallion guarantee.

*Significant/Unusual Economic or Market Activity.* During periods of significant or unusual economic or market activity, you may encounter delays attempting to give instructions by phone.

*Minimum Account Size.* If, due to your redemptions or exchanges, your account balance for a Fund falls below a minimum amount set by the Fund (presently, the minimum initial investment of your selected share class), the Fund may choose to redeem the shares in the account and mail you the proceeds. You will receive 60 days' notice that your account will be closed unless an investment is made to increase the account balance to the required minimum. Failure to bring your account balance to the required minimum within the prescribed period may result in the Fund closing your account at the NAV next determined on the day the account is closed, and mailing the proceeds to you at the address shown on the Fund's records.

*Large Redemptions.* Requests for redemptions over \$50,000 must be in writing and bear a medallion guarantee.

## **Exchanging Shares**

An exchange occurs when you use the proceeds from the redemption of shares of one State Street Fund to simultaneously purchase shares of a different State Street Fund. Exchanges may be made within the same class (*i.e.* Class A shares for Class A shares, Class I shares for Class I shares). Class N shares are also exchangeable for other share classes of State Street Funds and would be subject to the conditions for investing in the other class of shares described in the applicable prospectus. The account holding the original shares must be registered in the same name as the account holding the new shares received in the exchange. You may make exchange requests by telephone, or by mail. See *Purchasing Shares* and *Redeeming Shares* above.

Exchanges are subject to the terms applicable to the purchases of the Fund into which you are exchanging. Exchange privileges may not be available for all State Street Funds and may be suspended or rejected. Exchanging shares of a State Street Fund for shares of another fund is a taxable event and may result in capital gain or loss. See *Tax Considerations* below.

If the NYSE is open for regular trading (generally until 4 p.m. Eastern time, on a business day) at the time an exchange request is received in good order, the trade date generally will be the same day. Please note that the State Street Funds reserve the right to revise or terminate the exchange privilege, limit the amount of any exchange, or reject an exchange, at any time, for any reason; provided, that shareholders will be provided 60 days' advance notice of any modification or termination of the exchange privilege.

## **Share Class Conversions**

You may be able to convert your shares to a different share class of the same Fund that has a lower expense ratio provided that you are eligible to buy that share class and that certain conditions are met. This conversion feature is intended for shares held through a Financial Intermediary offering a fee-based or wrap fee program that has an agreement with SSGA FD specific for this purpose. In such instance, your shares may be automatically converted under certain circumstances. Class N shares of a State Street Fund may be converted to Class I shares of the same State Street Fund. Not all share classes are available through all Financial Intermediaries. If your shares of a Fund are converted to a different share class of the same Fund, the transaction will be based on the respective NAV of each class as of the trade date of the conversion. Consequently, you may receive fewer shares or more shares than originally owned, depending on that day's NAVs. The total value of the initially held shares, however, will equal the total value of the converted shares at the time of conversion. The conversion of shares of one class of a Fund into shares of another class of the same Fund is not taxable for federal income tax purposes and no gain or loss will be reported on the transaction. See the applicable prospectus for share class information. Please contact your Financial Intermediary regarding the tax consequences of any conversion and for additional information.

## **Frequent-Trading Limits**

Frequent, short-term trading, abusive trading practices and market timing (together, "Excessive Trading"), often in response to short-term fluctuations in the market, are not knowingly permitted by the State Street Funds. The State Street Funds do not accommodate frequent purchases and redemptions of Fund Shares by Fund shareholders. Excessive Trading into and out of a State Street Fund may harm a Fund's performance by disrupting portfolio management strategies and by increasing expenses. These expenses are borne by all Fund shareholders, including long-term investors who do not generate such costs.

Excessive Trading activity is generally evaluated based on roundtrip transactions in an account. A "roundtrip" transaction is defined generally as a purchase or exchange into a Fund followed, or preceded, by a redemption or exchange out of the same Fund within 30 days. A State Street Fund may, in its discretion, determine to apply a time period other than 30 days in connection with identifying roundtrip transactions. Shareholders with one or more roundtrip transactions may, in the discretion of a State Street Fund, be blocked from making additional purchases or exchanges in any State Street Fund for a period of time. A State Street Fund has discretion to determine that action is not necessary if it determines that a pattern of trading is not abusive or harmful to the affected Fund in a material way. Fund size and/or transaction size may be considered in evaluating any roundtrip transaction.

The Board of Trustees of the State Street Funds has adopted a "Market Timing/Excessive Trading Policy" (the "Policy") to discourage Excessive Trading. Under the Policy, the State Street Funds reserve the right to reject any exchanges or purchase orders by any shareholder engaging in Excessive Trading activities.

As a means to protect each State Street Fund and its shareholders from Excessive Trading:

- The State Street Funds' transfer agent compiles, monitors and reports account-level information on omnibus and underlying shareholder/participant activity. Depending on the account type, monitoring will be performed on a daily, monthly, quarterly and/or annual basis;
- The State Street Funds' distributor has obtained information from each Financial Intermediary holding shares in an omnibus account with the State Street Funds regarding whether the Financial Intermediary has adopted and maintains procedures that are reasonably designed to protect the Funds against harmful short-term trading; and
- With respect to State Street Funds that invest in securities that trade on foreign markets, pursuant to the State Street Funds' fair valuation procedures, pricing adjustments may be made based on information received from a third-party, multi-factor fair valuation pricing service.

The State Street Funds' distributor has detailed procedures that document the transparency oversight and monitoring processes performed by the State Street Funds' transfer agent.

While the State Street Funds attempt to discourage Excessive Trading, there can be no guarantee that it will be able to identify investors who are engaging in Excessive Trading or limit their trading practices. Additionally, frequent trades of small amounts may not be detected. The State Street Funds recognize that it may not always be able to detect or prevent Excessive Trading or other activity that may disadvantage the Funds or their shareholders.

A State Street Fund shareholder's right to purchase shares through an automatic investment plan or redeem shares in full (or in part through a systematic withdrawal plan) are unaffected by Excessive Trading restrictions.

## **Service Options**

### Dividend and Capital Gain Distribution Option

You may set up your State Street Fund account to reinvest any dividend or capital gains distribution that you receive as a Fund shareholder into the same or a different State Street Fund, or have any dividend or capital gain distribution paid by check, by wire or by check to a special payee. No interest will accrue on the amounts represented by the uncashed distribution checks. If you have elected to receive distributions by check, and the postal or other delivery service is unable to deliver the checks because of an incorrect mailing address, or if a distribution check remains uncashed for six months, the uncashed distribution and all future distributions will be reinvested at the then-current NAV of the Fund.

Please refer to *Dividends, Distributions and Tax Considerations* below for additional information.

### Automatic Withdrawal Plan

If your account balance is over \$10,000, you may request periodic (monthly, quarterly, semi-annually, or annually) automatic cash withdrawals of \$100 or more which can be mailed to you or any person you designate, or sent through ACH to your bank (at your selection). Proceeds from such withdrawals will be transmitted to the bank account you designate two business days after the trade is placed or executed automatically. No interest will accrue on the amounts represented by the uncashed redemption check(s). Ask your financial adviser or Financial Intermediary for details.

### Telephone Redemptions and Exchanges

You may set up your State Street Fund account so that if you request over the telephone to redeem State Street Fund Shares, the redemption proceeds will automatically be wired to a designated bank account. You also may set up your account to permit the State Street Funds to act on your telephonic instructions to exchange State Street Funds shares or to establish a systematic exchange plan. You may choose the date, the frequency (monthly, quarterly or annually) of systematic exchanges of your shares in one State Street Fund to another State Street Fund of the same share class.

### Automatic Investment Plan

Once the initial investment has been accepted, you may make subsequent investments of \$100 or more monthly, quarterly or annually by direct deposit by debiting your bank checking or savings account. Once this option has been established, you may call the State Street Funds to make additional automatic purchases, to change the amount of the existing automatic purchase, or to stop it. Each State Street Fund reserves the right to cancel your automatic investment plan if any correspondence sent by the Fund is returned by the postal or other delivery service as "undeliverable."

## **Additional Shareholder Information**

### Account Transfers

To effect a change in account registration (for example, to add a new joint owner), a shareholder of a State Street Fund may request to open a new account in the same State Street Fund (referred to as a "transfer"). To effect a transfer, the State Street Funds require a completed and signed new account application, including all necessary additional documents required by the form, and a letter of instruction. The letter of instruction must include the name of the State Street Fund and the original account number, and must be signed by all registered owners of the original account and include a medallion guarantee.

### Responsibility for Fraud

The State Street Funds will not be responsible for any account losses because of fraud if we reasonably believe that the person transacting business on an account is authorized to do so. Please take precautions to protect yourself from fraud. Keep your account information private, and immediately review any account statements that we provide to you. It is important that you contact the State Street Funds immediately about any transactions or changes to your account that you believe to be unauthorized.

### Right to Change Policies

In addition to the rights expressly stated elsewhere in this Prospectus, the State Street Funds reserve the right, in the future, to:

1. Alter, add, or discontinue any conditions of purchase (including eligibility requirements), redemption, exchange, service, or privilege at any time;
2. Accept initial purchases by telephone;
3. Freeze any account and/or suspend account services if the State Street Funds has received reasonable notice of a dispute regarding the assets in an account, including notice of a dispute between the registered or beneficial account owners, or if we reasonably believe a fraudulent transaction may occur or has occurred;
4. Temporarily freeze any account and/or suspend account services upon initial notification to the State Street Funds of the death of the shareholder until the State Street Funds receive required documentation in good order;
5. Alter, impose, discontinue, or waive any redemption fee, account service fee, or other fees charged to a group of shareholders; and
6. Redeem an account or suspend account privileges, without the owner's permission to do so, in cases of threatening conduct or activity the State Street Funds believe to be suspicious, fraudulent, or illegal.

Changes may affect any or all investors. These actions will be taken when, at the sole discretion of the SSGA FM management, we reasonably believe they are deemed to be in the best interest of the State Street Fund.

### Unclaimed Property

Many states have unclaimed property rules that provide for transfer to the state (also known as "escheatment") of unclaimed property under various circumstances. These circumstances include inactivity (e.g., no owner-initiated contact for a certain period), returned mail (e.g., when mail sent to a shareholder is returned by the post office as undeliverable), or a combination of both inactivity and returned mail. If the Funds' transfer agent identifies property as unclaimed, it will attempt to contact the shareholder, but if that attempt is unsuccessful, the account may be considered abandoned and escheated to the state after the passage of a certain period of time (as required by applicable state law).

If you are a resident of the state of Texas, you may designate a representative to receive escheatment notifications by completing and submitting a designation form, which you can find on the website of the Texas Comptroller. Designating such a representative may be beneficial, since Texas law provides that the escheatment period will cease if the representative, after receiving an escheatment notification regarding your account, communicates knowledge of your location and confirms that you have not abandoned your account. You can mail a completed designation form to a Fund (if you hold shares directly with a Fund) or to your financial intermediary (if you do not hold shares directly with a Fund).

## **DIVIDENDS, DISTRIBUTIONS AND TAX CONSIDERATIONS**

Income and capital gains dividends of the Funds will be declared and paid at least annually. Any income and capital gains that have not been distributed by December of each calendar year are generally distributed at such time. When a Fund distributes income or capital gains, the NAV per share is reduced by the amount of the distribution.

*Distribution Options.* You can choose from four different distribution options as indicated on the application:

- **Reinvestment Option**—Dividends and capital gain distributions will be automatically reinvested in additional shares of a Fund. If you do not indicate a choice on the application, this option will be automatically assigned.
- **Income-Earned Option**—Capital gain distributions will be automatically reinvested, but a check, direct deposit or wire will be sent for each dividend distribution.
- **Cash Option**—A check, wire or direct deposit will be sent for each dividend and capital gain distribution.
- **Direct Dividends Option**—Dividends and capital gain distributions will be automatically invested in another identically registered State Street Fund of the same share class.

If you have elected to receive distributions by check, and the postal or other delivery service is unable to deliver the checks because of an incorrect mailing address, or if a distribution check remains uncashed for six months, the uncashed distribution and all future distributions will be reinvested at the then-current net asset value of the Fund.

*Dividend Policy Upon Purchase.* A shareholder will receive a dividend or capital gain distribution only if the shareholder purchased Fund Shares by the close of the record date of such dividend or capital gain distribution.

### Delivery of Documents to Accounts Sharing an Address

To reduce expenses, we may mail only one copy of the Funds' Prospectus and each annual and semi-annual report to those addresses shared by two or more accounts. If you wish to receive individual copies of these documents, please call us at (800) 997-7327, or contact your financial institution. We will begin sending you individual copies thirty (30) days after receiving your request.

### **Tax Considerations**

The following discussion is a summary of some important U.S. federal income tax considerations generally applicable to an investment in a Fund. Your investment in a Fund may have other tax implications. Please consult your tax advisor about federal, state, local, foreign or other tax laws applicable to you. Investors, including non-U.S. investors, may wish to consult the SAI tax section for additional disclosure.

Each Fund invests substantially all of its assets in a corresponding Portfolio that is expected to be treated as a regulated investment company for federal income tax purposes, and so substantially all of a Fund's income will result from distributions or deemed distributions from the corresponding Portfolio. Therefore, as applicable, and except as otherwise stated, references in this section to the assets owned or income earned by a Fund will include such assets and income of the corresponding Portfolio. Each Fund has elected to be treated as a regulated investment company and intends each year to qualify and to be eligible to be treated as such. A regulated investment company generally is not subject to tax at the corporate level on income and gains that are timely distributed to shareholders. In order to qualify and be eligible for treatment as a regulated investment company, a Fund must, among other things, satisfy diversification, 90% gross income and distribution requirements. A Fund's failure to qualify and be eligible for treatment as a regulated investment company would result in corporate level taxation, and consequently, a reduction in income available for distribution to shareholders.

Each Fund generally expects to satisfy the requirements to qualify and be eligible to be treated as a regulated investment company, provided that the respective Portfolio also meets these requirements; each Fund currently expects that the relevant Portfolio will meet these requirements. Because each Fund will invest substantially all its assets in a Portfolio, if such Portfolio were to fail to satisfy the diversification, 90% gross income, or distribution requirement and were not to cure that failure, the Fund itself would be unable to satisfy the diversification requirement. Such a failure to qualify and be eligible for treatment as a regulated investment company could subject the Fund or the Portfolio to regular corporate income taxes.

For U.S. federal income tax purposes, distributions of investment income generally are taxable to you as ordinary income. Taxes on distributions of capital gains generally are determined by how long a Fund or a Portfolio owned (or is deemed to have owned) the investments that generated them, rather than how long you have owned your Fund Shares. Distributions of net capital gains (that is, the excess of net long-term capital gains over net short-term capital losses) from the sale of investments that a Fund or a Portfolio owned (or is deemed to have owned) for more than one year that are properly reported by the Fund, or the Portfolio and the applicable Fund, as capital gain dividends generally will be treated as long-term capital gain includible in your net capital gain and taxed to individuals at reduced rates. Distributions of gains from investments that a Fund or a Portfolio owned (or is deemed to have owned) for one year or less generally will be taxable to you as ordinary income when distributed to you by the Fund. Distributions of investment income properly reported by a Fund or by a Portfolio and the applicable Fund as derived from "qualified dividend income," which will not include income from the Fund's or the Portfolio's portfolio securities on loan, are taxed to individuals at the rates applicable to net capital gain, provided holding period and other requirements are met by the shareholder, the Fund, and the, if applicable, Portfolio. Distributions are taxable to you even if they are paid from income or gains earned by a Fund or a Portfolio before your investment (and thus were included in the price you paid for your shares). Distributions may also be subject to state and local taxes and are taxable whether you receive them in cash or reinvest them in additional shares.

Any gain resulting from the redemption or other taxable disposition of Fund Shares generally will also be taxable to you as either short-term or long-term capital gain, depending upon how long you held such Fund Shares.

An additional 3.8% Medicare contribution tax is imposed on the "net investment income" of individuals, estates and trusts to the extent their income exceeds certain threshold amounts. Net investment income generally includes for this purpose dividends paid by a Fund, including any capital gain dividends, and net gains recognized on the redemption of Fund Shares.

A Fund's or a Portfolio's income from or the proceeds of dispositions of its investments in non-U.S. assets may be subject to non-U.S. withholding or other taxes, which will reduce the yield on those investments. In certain instances, a Fund or a Portfolio and, in turn, a Fund may be entitled to elect to pass through to its shareholders a credit (or deduction, for a shareholder that itemizes deductions and so chooses) for foreign taxes (if any) borne with respect to foreign securities income earned by the Fund or the Portfolio. If the Fund or, as applicable, the Portfolio and the Fund so elect, shareholders will include in gross income from foreign sources their

pro rata shares of such taxes, if any, treated as paid by the Fund or the Portfolio. There can be no assurance that a Portfolio and/or a Fund will make such election, even if each is eligible to do so. If the Portfolio or the Fund does not qualify for or does not make such election, shareholders will not be entitled separately to claim a credit or deduction with respect to foreign taxes paid by the Fund or the Portfolio; in that case the foreign tax will nonetheless reduce the Fund's and/or the Portfolio's taxable income. Even if a Portfolio and a Fund elect to pass through to shareholders foreign tax credits or deductions, tax-exempt shareholders and those who invest in the Fund through tax-advantaged accounts such as IRAs will not benefit from any such tax credit or deduction.

Certain of a Fund's or a Portfolio's investment practices, including derivative transactions and investments in debt obligations issued or purchased at a discount, will be subject to special and complex U.S. federal income tax provisions. These special rules may affect the timing, character, and/or amount of a Fund's distributions, or a Portfolio's distributions to a Fund, and, in turn, a Fund's distributions to shareholders, and may require the Fund or the Portfolio to sell its investments at a time when it is not advantageous to do so.

A Fund's investments in a Portfolio may cause the tax treatment of the Fund's gains, losses and distributions to differ from the tax treatment that would apply if the Fund invested directly in the types of securities held by the Portfolio. As a result, investors may receive taxable distributions earlier and recognize higher amounts of capital gain or ordinary income than they otherwise would.

If you are not a U.S. person, dividends paid by a Fund that the Fund properly reports as capital gain dividends, short-term capital gain dividends, or interest-related dividends, each as further defined in the SAI, are not subject to withholding of U.S. federal income tax, provided that certain requirements are met. A Fund is permitted, but is not required, to report any part of its dividends as are eligible for such treatment. A Fund's dividends other than those the Fund so reports as capital gain dividends, short-term capital gain dividends, or interest-related dividends generally will be subject to U.S. withholding tax at a 30% rate (or lower applicable treaty rate). See each Fund's SAI for further information.

The U.S. Treasury and IRS generally require a Fund to obtain information sufficient to identify the status of each shareholder under sections 1471-1474 of the Code, and the U.S. Treasury and IRS guidance issued thereunder (collectively, the "Foreign Account Tax Compliance Act" or "FATCA") or under an applicable intergovernmental agreement between the United States and a foreign government. Please see the SAI for more information on FATCA reporting requirements.

*Cost Basis Reporting.* Department of the Treasury regulations mandate cost basis reporting to shareholders and the IRS for redemptions of Fund Shares acquired on or after January 1, 2012 ("Post Effective Date Shares"). If you acquire and hold shares directly through the Funds and not through a Financial Intermediary, DST Asset Manager Solutions, Inc. will use a default average cost basis methodology for tracking and reporting your cost basis on Post Effective Date Shares, unless you request, in writing, another cost basis reporting methodology.

## **FINANCIAL INTERMEDIARY ARRANGEMENTS**

### **Distribution Arrangements and Rule 12b-1 Fees**

The Funds have adopted a distribution plan pursuant to Rule 12b-1 under the 1940 Act under which a Fund may compensate SSGA FD (or others) for services in connection with the distribution of a Fund's Class A shares and for services provided to shareholders in that class (the "Plan"). The Plan calls for payments at an annual rate (based on average daily net assets) of 0.25% of each Fund's net assets attributable to its Class A shares. Because these fees are paid out of the assets of a Fund attributable to its Class A shares on an ongoing basis, they will increase the cost of your investment and may cost you more over time than paying other types of sales charges.

A Fund may pay distribution fees and other amounts described in this Prospectus at a time when shares of that Fund are unavailable for purchase.

### **Other Payments to Financial Intermediaries**

In addition to payments under the Plan described above, the Funds may reimburse SSGA FD or its affiliates for payments made to Financial Intermediaries that provide certain administrative, recordkeeping, and account maintenance services. The amount of the reimbursement and the manner in which it is calculated are reviewed by the Trustees periodically.

Financial Intermediaries are firms that sell shares of mutual funds, including the Funds, and/or provide certain administrative and account maintenance services to mutual fund investors. Financial Intermediaries may include, among others, brokers, financial planners or advisers, banks, retirement plan recordkeepers and insurance companies.

In some cases, a Financial Intermediary may hold its clients' Fund Shares in nominee or street name and may utilize omnibus accounts. Shareholder services provided by a Financial Intermediary may (though they will not necessarily) include, among other things: establishing and maintaining shareholder account registrations; receiving and processing purchase and redemption orders, including aggregated orders and delivering orders to the Fund's transfer agent; processing and mailing trade confirmations, periodic statements, prospectuses, annual reports, semiannual reports, shareholder notices, and other SEC-required communications; capturing and processing tax data; issuing and mailing dividend checks to shareholders who have selected cash distributions; preparing record date shareholder lists for proxy solicitations; and collecting and posting distributions to shareholder accounts.

The Financial Intermediary is often compensated by SSGA FD or its affiliates for the services it performs and in such cases is typically paid continually over time, during the period when the Financial Intermediary's clients hold investments in the Funds. The amount of continuing compensation paid by SSGA FD or its affiliates to different Financial Intermediaries for distribution and/or shareholder services varies. Any compensation is typically a percentage of the value of the Financial Intermediary's clients' investments in the Funds or a per account fee. The variation in compensation may, but will not necessarily, reflect enhanced or additional services provided by the Financial Intermediary.

If you invest through a Financial Intermediary and meet the eligibility criteria for more than one share class, you should discuss with your Financial Intermediary which share class is appropriate for you. Your financial adviser and the Financial Intermediary employing him or her may have an incentive to recommend one share class over another, when you are eligible to invest in more than one share class. Please speak with your financial adviser to learn more about the total amounts paid to your financial adviser and his or her firm by the Funds or its affiliates with respect to the different share classes offered by the Funds.

SSGA FD and its affiliates (including SSGA FM), at their own expense and out of their own assets, may also provide other compensation to Financial Intermediaries in connection with sales of the Funds' shares or the servicing of shareholders or shareholder accounts. Such compensation may include, but is not limited to, financial assistance to Financial Intermediaries in connection with conferences, sales, or training programs for their employees; seminars for the public; advertising or sales campaigns; or other Financial Intermediary-sponsored special events. In some instances, this compensation may be made available only to certain Financial Intermediaries whose representatives have sold or are expected to sell significant amounts of shares. Dealers may not use sales of the Funds' shares to qualify for this compensation to the extent prohibited by the laws or rules of any state or any self-regulatory agency, such as FINRA.

If payments to Financial Intermediaries by the distributor or adviser for a particular mutual fund complex exceed payments by other mutual fund complexes, your financial adviser and the Financial Intermediary employing him or her may have an incentive to recommend that fund complex over others. Please speak with your financial adviser to learn more about the total amounts paid to your financial adviser and his or her firm by SSGA FD and its affiliates and by sponsors of other mutual funds he or she may recommend to you. You should also consult disclosures made by your Financial Intermediary at the time of purchase.

*Third-Party Transactions.* The State Street Funds have authorized certain Financial Intermediaries to accept purchase, redemption and exchange orders on the State Street Funds' behalf. Orders received for a State Street Fund by a Financial Intermediary that has been authorized to accept orders on the Fund's behalf (or other Financial Intermediaries designated by the Financial Intermediary) will be deemed accepted by the Fund at the time they are received by the Financial Intermediary and will be priced based on the Fund's next NAV determination as long as the Financial Intermediary transmits the order in good form and in a timely manner to the applicable State Street Fund(s). The State Street Funds will be the sole party to determine if a trade is received in good order. The Financial Intermediary is responsible for transmitting your orders and associated funds in good form and in a timely manner to the applicable State Street Fund(s). The State Street Funds will not be responsible for delays by the Financial Intermediary in transmitting your orders, including timely transfer of payment, to a Fund.

If you are purchasing, selling, exchanging or holding State Street Fund shares through a program of services offered by a Financial Intermediary, you may be required by the Financial Intermediary to pay additional fees. You should contact the Financial Intermediary for information concerning what additional fees, if any, may be charged.



## **FINANCIAL HIGHLIGHTS**

The financial highlight tables are intended to help you understand each Fund's financial performance since each Fund's inception. Certain information reflects the performance results for a single Fund Share. The total returns in the table represent the rate that an investor would have earned (or lost) on an investment in each Fund (assuming reinvestment of all dividends and distributions). This information has been audited by Ernst & Young LLP, the Trust's independent registered public accounting firm, whose report, along with each Fund's financial highlights and financial statements, is included in the annual report to shareholders, which is available upon request. Any references to Notes in these financial highlight tables refer to the "Notes to Financial Statements" section of each Fund's financial statements, and the financial information included in these tables should be read in conjunction with the financial statements incorporated by reference in the SAI.

**STATE STREET INSTITUTIONAL INVESTMENT TRUST  
STATE STREET AGGREGATE BOND INDEX FUND  
FINANCIAL HIGHLIGHTS**

*Selected data for a share outstanding throughout each period*

	Class A				
	Year Ended 12/31/19	Year Ended 12/31/18	Year Ended 12/31/17	Year Ended 12/31/16	Year Ended 12/31/15
<b>Net asset value, beginning of period</b> . . . . .	\$ 9.55	\$ 9.82	\$ 9.75	\$ 9.75	\$10.14
<b>Income (loss) from investment operations:</b>					
Net investment income (loss) (a) . . . . .	0.34	0.26	0.21	0.16	0.21
Net realized and unrealized gain (loss) . . . . .	0.44	(0.30)	0.08	0.03	(0.18)
Total from investment operations . . . . .	0.78	(0.04)	0.29	0.19	0.03
<b>Distributions to shareholders from:</b>					
Net investment income . . . . .	(0.22)	(0.23)	(0.21)	(0.18)	(0.26)
Net realized gains . . . . .	—	—	(0.01)	(0.01)	(0.14)
Return of Capital . . . . .	—	—	—	—	(0.02)
Total distributions . . . . .	(0.22)	(0.23)	(0.22)	(0.19)	(0.42)
Net asset value, end of period . . . . .	\$ 10.11	\$ 9.55	\$ 9.82	\$ 9.75	\$ 9.75
<b>Total return (b)</b> . . . . .	8.27%	(0.39)%	2.93%	1.91%	0.35%
<b>Ratios and Supplemental Data:</b>					
Net assets, end of period (in 000s) . . . . .	\$19,325	\$1,121	\$ 340	\$ 211	\$ 184
<b>Ratios to Average Net Assets:</b>					
Total expenses (c) . . . . .	0.68%	0.55%	0.58%	0.67%	0.66%
Net expenses (c) . . . . .	0.48%	0.31%	0.40%	0.40%	0.31%
Net investment income (loss) . . . . .	3.45%	2.74%	2.11%	1.65%	2.11%
Portfolio turnover rate (d) . . . . .	69%	90%	99%	194%	62%(e)

(a) Net investment income per share is calculated using the average shares method.

(b) Total return is calculated assuming a purchase of shares at net asset value on the first day and a sale at net asset value on the last day of each period reported.

Distributions are assumed, for the purpose of this calculation, to be reinvested at net asset value per share on the respective payment dates. Total return for periods of less than one year is not annualized. Results represent past performance and are not indicative of future results.

(c) Ratio does not include the expenses of the corresponding Portfolio.

(d) Portfolio turnover rate is from the corresponding Portfolio.

(e) Portfolio turnover rate excludes to-be-announced ("TBA") transactions.

**STATE STREET INSTITUTIONAL INVESTMENT TRUST  
STATE STREET AGGREGATE BOND INDEX FUND  
FINANCIAL HIGHLIGHTS**

*Selected data for a share outstanding throughout each period*

	Class I				
	Year Ended 12/31/19	Year Ended 12/31/18	Year Ended 12/31/17	Year Ended 12/31/16	Year Ended 12/31/15
<b>Net asset value, beginning of period</b> . . . . .	\$ 9.55	\$ 9.84	\$ 9.76	\$ 9.74	\$10.13
<b>Income (loss) from investment operations:</b>					
Net investment income (loss) (a) . . . . .	0.27	0.27	0.23	0.18	0.20
Net realized and unrealized gain (loss) . . . . .	0.54	(0.29)	0.09	0.06	(0.14)
Total from investment operations . . . . .	0.81	(0.02)	0.32	0.24	0.06
<b>Distributions to shareholders from:</b>					
Net investment income . . . . .	(0.28)	(0.27)	(0.23)	(0.21)	(0.29)
Net realized gains . . . . .	—	—	(0.01)	(0.01)	(0.14)
Return of Capital . . . . .	—	—	—	—	(0.02)
Total distributions . . . . .	(0.28)	(0.27)	(0.24)	(0.22)	(0.45)
Net asset value, end of period . . . . .	\$ 10.08	\$ 9.55	\$ 9.84	\$ 9.76	\$ 9.74
<b>Total return (b)</b> . . . . .	8.55%	(0.20)%	3.29%	2.37%	0.60%
<b>Ratios and Supplemental Data:</b>					
Net assets, end of period (in 000s) . . . . .	\$7,273	\$10,598	\$10,807	\$12,370	\$4,508
<b>Ratios to Average Net Assets:</b>					
Total expenses (c) . . . . .	0.32%	0.27%	0.26%	0.33%	0.41%
Net expenses (c) . . . . .	0.12%	0.04%	0.08%	0.06%	0.06%
Net investment income (loss) . . . . .	2.73%	2.78%	2.30%	1.83%	1.95%
Portfolio turnover rate (d) . . . . .	69%	90%	99%	194%	62%(e)

(a) Net investment income per share is calculated using the average shares method.

(b) Total return is calculated assuming a purchase of shares at net asset value on the first day and a sale at net asset value on the last day of each period reported.

Distributions are assumed, for the purpose of this calculation, to be reinvested at net asset value per share on the respective payment dates. Total return for periods of less than one year is not annualized. Results represent past performance and are not indicative of future results.

(c) Ratio does not include the expenses of the corresponding Portfolio.

(d) Portfolio turnover rate is from the corresponding Portfolio.

(e) Portfolio turnover rate excludes to-be-announced ("TBA") transactions.

**STATE STREET INSTITUTIONAL INVESTMENT TRUST  
STATE STREET AGGREGATE BOND INDEX FUND  
FINANCIAL HIGHLIGHTS**

*Selected data for a share outstanding throughout each period*

	Class K				
	Year Ended 12/31/19	Year Ended 12/31/18	Year Ended 12/31/17	Year Ended 12/31/16	Year Ended 12/31/15
<b>Net asset value, beginning of period</b> . . . . .	\$ 9.55	\$ 9.83	\$ 9.75	\$ 9.74	\$ 10.14
<b>Income (loss) from investment operations:</b>					
Net investment income (loss) (a) . . . . .	0.29	0.27	0.23	0.20	0.20
Net realized and unrealized gain (loss) . . . . .	0.52	(0.28)	0.09	0.03	(0.15)
Total from investment operations . . . . .	0.81	(0.01)	0.32	0.23	0.05
<b>Distributions to shareholders from:</b>					
Net investment income . . . . .	(0.28)	(0.27)	(0.23)	(0.21)	(0.29)
Net realized gains . . . . .	—	—	(0.01)	(0.01)	(0.14)
Return of Capital . . . . .	—	—	—	—	(0.02)
Total distributions . . . . .	(0.28)	(0.27)	(0.24)	(0.22)	(0.45)
Net asset value, end of period . . . . .	\$ 10.08	\$ 9.55	\$ 9.83	\$ 9.75	\$ 9.74
<b>Total return (b)</b> . . . . .	8.57%	(0.10)%	3.30%	2.27%	0.54%
<b>Ratios and Supplemental Data:</b>					
Net assets, end of period (in 000s) . . . . .	\$210,489	\$127,817	\$97,318	\$76,429	\$49,641
<b>Ratios to Average Net Assets:</b>					
Total expenses (c) . . . . .	0.23%	0.27%	0.26%	0.33%	0.41%
Net expenses (c) . . . . .	0.03%	0.04%	0.08%	0.06%	0.06%
Net investment income (loss) . . . . .	2.94%	2.83%	2.37%	1.98%	1.88%
Portfolio turnover rate (d) . . . . .	69%	90%	99%	194%	62%(e)

(a) Net investment income per share is calculated using the average shares method.

(b) Total return is calculated assuming a purchase of shares at net asset value on the first day and a sale at net asset value on the last day of each period reported.

Distributions are assumed, for the purpose of this calculation, to be reinvested at net asset value per share on the respective payment dates. Total return for periods of less than one year is not annualized. Results represent past performance and are not indicative of future results.

(c) Ratio does not include the expenses of the corresponding Portfolio.

(d) Portfolio turnover rate is from the corresponding Portfolio.

(e) Portfolio turnover rate excludes to-be-announced ("TBA") transactions.

**STATE STREET INSTITUTIONAL INVESTMENT TRUST  
STATE STREET EQUITY 500 INDEX FUND  
FINANCIAL HIGHLIGHTS**

*Selected data for a share outstanding throughout each period*

	Class A Shares				
	Year Ended 12/31/19	Year Ended 12/31/18	Year Ended 12/31/17	Year Ended 12/31/16	Year Ended 12/31/15
<b>Net asset value, beginning of period</b> . . . . .	\$ 19.64	\$ 21.63	\$18.83	\$17.17	\$17.27
<b>Income (loss) from investment operations:</b>					
Net investment income (loss) (a) . . . . .	0.42	0.64	0.16	0.68	0.25
Net realized and unrealized gain (loss) . . . . .	5.63	(1.66)	3.82	0.29	(0.11)
Total from investment operations . . . . .	6.05	(1.02)	3.98	1.97	0.14
<b>Distributions to shareholders from:</b>					
Net investment income . . . . .	(0.37)	(0.37)	(0.39)	(0.23)	(0.24)
Net realized gains . . . . .	(0.62)	(0.60)	(0.79)	(0.08)	—
Total distributions . . . . .	(0.99)	(0.97)	(1.18)	(0.31)	(0.24)
Net asset value, end of period . . . . .	\$ 24.70	\$ 19.64	\$ 21.63	\$ 18.83	\$ 17.17
<b>Total return (b)</b> . . . . .	30.78%	(4.72)%	21.12%	11.42%	0.78%
<b>Ratios and Supplemental Data:</b>					
Net assets, end of period (in 000s) . . . . .	\$55,604	\$31,766	\$6,293	\$7,509	\$ 60
<b>Ratios to Average Net Assets:</b>					
Total expenses . . . . .	0.57%(c)	0.38%(c)	0.56%(c)	0.57%(c)	0.61%(c)
Net expenses . . . . .	0.47%(c)	0.28%(c)	0.48%(c)	0.48%(c)	0.48%(c)
Net investment income (loss) . . . . .	1.81%	2.89%	0.79%	3.69%	1.43%
Portfolio turnover rate . . . . .	21%(d)	8%(d)	30%(d)	5%(d)	5%(d)

(a) Net investment income per share is calculated using the average shares method.

(b) Total return is calculated assuming a purchase of shares at net asset value on the first day and a sale at net asset value on the last day of each period reported.

Distributions are assumed, for the purpose of this calculation, to be reinvested at net asset value per share on the respective payment dates. Total return for periods of less than one year is not annualized. Results represent past performance and are not indicative of future results.

(c) Ratio does not include the expenses of the State Street Equity 500 Index II Portfolio.

(d) Portfolio turnover rate is from the State Street Equity 500 Index II Portfolio.

**STATE STREET INSTITUTIONAL INVESTMENT TRUST  
STATE STREET EQUITY 500 INDEX FUND  
FINANCIAL HIGHLIGHTS**

*Selected data for a share outstanding throughout each period*

	Class I Shares				
	Year Ended 12/31/19	Year Ended 12/31/18	Year Ended 12/31/17	Year Ended 12/31/16	Year Ended 12/31/15
<b>Net asset value, beginning of period</b> . . . . .	\$ 19.65	\$ 21.63	\$ 18.84	\$17.17	\$17.27
<b>Income (loss) from investment operations:</b>					
Net investment income (loss) (a) . . . . .	0.32	0.44	0.89	2.86	0.29
Net realized and unrealized gain (loss) . . . . .	5.81	(1.41)	3.14	(0.84)	(0.11)
Total from investment operations . . . . .	6.13	(0.97)	4.03	2.02	0.18
<b>Distributions to shareholders from:</b>					
Net investment income . . . . .	(0.45)	(0.41)	(0.45)	(0.27)	(0.28)
Net realized gains . . . . .	(0.62)	(0.60)	(0.79)	(0.08)	—
Total distributions . . . . .	(1.07)	(1.01)	(1.24)	(0.35)	(0.28)
Net asset value, end of period . . . . .	\$ 24.71	\$ 19.65	\$ 21.63	\$ 18.84	\$ 17.17
<b>Total return (b)</b> . . . . .	31.17%	(4.45)%	21.35%	11.75%	1.03%
<b>Ratios and Supplemental Data:</b>					
Net assets, end of period (in 000s) . . . . .	\$14,478	\$14,496	\$16,084	\$4,469	\$ 50
<b>Ratios to Average Net Assets:</b>					
Total expenses . . . . .	0.24%(c)	0.15%(c)	0.31%(c)	0.32%(c)	0.36%(c)
Net expenses . . . . .	0.15%(c)	0.05%(c)	0.23%(c)	0.23%(c)	0.23%(c)
Net investment income (loss) . . . . .	1.38%	1.98%	4.21%	15.53%(d)	1.66%
Portfolio turnover rate . . . . .	21%(e)	8%(e)	30%(e)	5%(e)	5%(e)

(a) Net investment income per share is calculated using the average shares method.

(b) Total return is calculated assuming a purchase of shares at net asset value on the first day and a sale at net asset value on the last day of each period reported. Distributions are assumed, for the purpose of this calculation, to be reinvested at net asset value per share on the respective payment dates. Total return for periods of less than one year is not annualized. Results represent past performance and are not indicative of future results.

(c) Ratio does not include the expenses of the State Street Equity 500 Index II Portfolio.

(d) The calculation of the net investment income ratio is affected by the timing and relative size of a class' shareholder activity during the period. As a result, the net investment income ratio may vary significantly from period to period.

(e) Portfolio turnover rate is from the State Street Equity 500 Index II Portfolio.

**STATE STREET INSTITUTIONAL INVESTMENT TRUST  
STATE STREET EQUITY 500 INDEX FUND  
FINANCIAL HIGHLIGHTS**

*Selected data for a share outstanding throughout each period*

	Class K Shares				
	Year Ended 12/31/19	Year Ended 12/31/18	Year Ended 12/31/17	Year Ended 12/31/16	Year Ended 12/31/15
<b>Net asset value, beginning of period</b> . . . . .	\$ 19.64	\$ 21.62	\$ 18.83	\$ 17.17	\$ 17.27
<b>Income (loss) from investment operations:</b>					
Net investment income (loss) (a) . . . . .	0.51	0.47	0.44	0.44	1.45
Net realized and unrealized gain (loss) . . . . .	5.66	(1.43)	3.64	1.61	(1.23)
Total from investment operations . . . . .	6.17	(0.96)	4.08	2.05	0.22
<b>Distributions to shareholders from:</b>					
Net investment income . . . . .	(0.48)	(0.42)	(0.50)	(0.31)	(0.32)
Net realized gains . . . . .	(0.62)	(0.60)	(0.79)	(0.08)	—
Total distributions . . . . .	(1.10)	(1.02)	(1.29)	(0.39)	(0.32)
Net asset value, end of period . . . . .	\$ 24.71	\$ 19.64	\$ 21.62	\$ 18.83	\$ 17.17
<b>Total return (b)</b> . . . . .	31.39%	(4.42)%	21.61%	11.92%	1.23%
<b>Ratios and Supplemental Data:</b>					
Net assets, end of period (in 000s) . . . . .	\$827,654	\$485,040	\$412,903	\$369,915	\$62,064
<b>Ratios to Average Net Assets:</b>					
Total expenses . . . . .	0.12%(c)	0.12%(c)	0.11%(c)	0.12%(c)	0.16%(c)
Net expenses . . . . .	0.02%(c)	0.02%(c)	0.03%(c)	0.03%(c)	0.03%(c)
Net investment income (loss) . . . . .	2.22%	2.08%	2.14%	2.42%	8.45%(d)
Portfolio turnover rate . . . . .	21%(e)	8%(e)	30%(e)	5%(e)	5%(e)

- (a) Net investment income per share is calculated using the average shares method.
- (b) Total return is calculated assuming a purchase of shares at net asset value on the first day and a sale at net asset value on the last day of each period reported. Distributions are assumed, for the purpose of this calculation, to be reinvested at net asset value per share on the respective payment dates. Total return for periods of less than one year is not annualized. Results represent past performance and are not indicative of future results.
- (c) Ratio does not include the expenses of the State Street Equity 500 Index II Portfolio.
- (d) The calculation of the net investment income ratio is affected by the timing and relative size of a class' shareholder activity during the period. As a result, the net investment income ratio may vary significantly from period to period.
- (e) Portfolio turnover rate is from the State Street Equity 500 Index II Portfolio.

**STATE STREET INSTITUTIONAL INVESTMENT TRUST  
STATE STREET GLOBAL ALL CAP EQUITY EX- U.S. INDEX FUND  
FINANCIAL HIGHLIGHTS**

*Selected data for a share outstanding throughout each period*

	Class A				
	Year Ended 12/31/19	Year Ended 12/31/18	Year Ended 12/31/17	Year Ended 12/31/16	Year Ended 12/31/15
<b>Net asset value, beginning of period</b> . . . . .	\$ 8.46	\$ 10.67	\$ 8.74	\$ 8.45	\$ 9.17
<b>Income (loss) from investment operations:</b>					
Net investment income (loss) (a) . . . . .	0.32	0.36	0.08	0.31	0.15
Net realized and unrealized gain (loss) . . . . .	1.45	(1.90)	2.25	0.09	(0.71)
Total from investment operations . . . . .	1.77	(1.54)	2.33	0.40	(0.56)
<b>Distributions to shareholders from:</b>					
Net investment income . . . . .	(0.25)	(0.23)	(0.26)	(0.11)	(0.16)
Net realized gains . . . . .	(0.18)	(0.44)	(0.14)	—	—
Total distributions . . . . .	(0.43)	(0.67)	(0.40)	(0.11)	(0.16)
Net asset value, end of period . . . . .	\$ 9.80	\$ 8.46	\$ 10.67	\$ 8.74	\$ 8.45
<b>Total return (b)</b> . . . . .	21.01%	(14.38)%	26.68%	4.75%	(6.17)%
<b>Ratios and Supplemental Data:</b>					
Net assets, end of period (in 000s) . . . . .	\$7,104	\$ 3,599	\$ 927	\$1,564	\$ 42
<b>Ratios to Average Net Assets:</b>					
Total expenses (c) . . . . .	0.71%	0.57%	0.53%	0.58%	0.70%
Net expenses (c) . . . . .	0.45%	0.42%	0.44%	0.42%	0.32%
Net investment income (loss) . . . . .	3.44%	3.59%	0.79%	3.51%	1.64%
Portfolio turnover rate (d) . . . . .	28%	4%	2%	8%	3%

(a) Net investment income per share is calculated using the average shares method.

(b) Total return is calculated assuming a purchase of shares at net asset value on the first day and a sale at net asset value on the last day of each period reported.

Distributions are assumed, for the purpose of this calculation, to be reinvested at net asset value per share on the respective payment dates. Total return for periods of less than one year is not annualized. Results represent past performance and are not indicative of future results.

(c) Ratio does not include the expenses of the corresponding Portfolio.

(d) Portfolio turnover rate is from the corresponding Portfolio.



**STATE STREET INSTITUTIONAL INVESTMENT TRUST  
STATE STREET GLOBAL ALL CAP EQUITY EX- U.S. INDEX FUND  
FINANCIAL HIGHLIGHTS**

*Selected data for a share outstanding throughout each period*

	Class I				
	Year Ended 12/31/19	Year Ended 12/31/18	Year Ended 12/31/17	Year Ended 12/31/16	Year Ended 12/31/15
<b>Net asset value, beginning of period</b> . . . . .	\$ 8.46	\$ 10.67	\$ 8.74	\$ 8.45	\$ 9.17
<b>Income (loss) from investment operations:</b>					
Net investment income (loss) (a) . . . . .	0.27	0.23	0.21	0.17	0.18
Net realized and unrealized gain (loss) . . . . .	1.54	(1.76)	2.14	0.25	(0.72)
Total from investment operations . . . . .	1.81	(1.53)	2.35	0.42	(0.54)
<b>Distributions to shareholders from:</b>					
Net investment income . . . . .	(0.28)	(0.24)	(0.28)	(0.13)	(0.18)
Net realized gains . . . . .	(0.18)	(0.44)	(0.14)	—	—
Total distributions . . . . .	(0.46)	(0.68)	(0.42)	(0.13)	(0.18)
Net asset value, end of period . . . . .	\$ 9.81	\$ 8.46	\$ 10.67	\$ 8.74	\$ 8.45
<b>Total return (b)</b> . . . . .	21.24%	(14.18)%	27.00%	5.02%	(5.94)%
<b>Ratios and Supplemental Data:</b>					
Net assets, end of period (in 000s) . . . . .	\$ 739	\$ 635	\$ 999	\$ 501	\$ 42
<b>Ratios to Average Net Assets:</b>					
Total expenses (c) . . . . .	0.38%	0.43%	0.23%	0.32%	0.45%
Net expenses (c) . . . . .	0.12%	0.30%	0.15%	0.16%	0.06%
Net investment income (loss) . . . . .	2.90%	2.27%	2.12%	2.01%	1.89%
Portfolio turnover rate (d) . . . . .	28%	4%	2%	8%	3%

(a) Net investment income per share is calculated using the average shares method.

(b) Total return is calculated assuming a purchase of shares at net asset value on the first day and a sale at net asset value on the last day of each period reported.

Distributions are assumed, for the purpose of this calculation, to be reinvested at net asset value per share on the respective payment dates. Total return for periods of less than one year is not annualized. Results represent past performance and are not indicative of future results.

(c) Ratio does not include the expenses of the corresponding Portfolio.

(d) Portfolio turnover rate is from the corresponding Portfolio.

**STATE STREET INSTITUTIONAL INVESTMENT TRUST**  
**STATE STREET GLOBAL ALL CAP EQUITY EX- U.S. INDEX FUND**  
**FINANCIAL HIGHLIGHTS**

*Selected data for a share outstanding throughout each period*

	Class K				
	Year Ended 12/31/19	Year Ended 12/31/18	Year Ended 12/31/17	Year Ended 12/31/16	Year Ended 12/31/15
<b>Net asset value, beginning of period</b> . . . . .	\$ 8.47	\$ 10.68	\$ 8.74	\$ 8.45	\$ 9.17
<b>Income (loss) from investment operations:</b>					
Net investment income (loss) (a) . . . . .	0.29	0.26	0.32	0.20	0.24
Net realized and unrealized gain (loss) . . . . .	1.54	(1.77)	2.04	0.22	(0.78)
Total from investment operations . . . . .	1.83	(1.51)	2.36	0.42	(0.54)
<b>Distributions to shareholders from:</b>					
Net investment income . . . . .	(0.30)	(0.26)	(0.28)	(0.13)	(0.18)
Net realized gains . . . . .	(0.18)	(0.44)	(0.14)	—	—
Total distributions . . . . .	(0.48)	(0.70)	(0.42)	(0.13)	(0.18)
Net asset value, end of period . . . . .	\$ 9.82	\$ 8.47	\$ 10.68	\$ 8.74	\$ 8.45
<b>Total return (b)</b> . . . . .	21.49%	(14.03)%	27.11%	5.02%	(5.94)%
<b>Ratios and Supplemental Data:</b>					
Net assets, end of period (in 000s) . . . . .	\$423,417	\$433,086	\$456,567	\$222,297	\$57,219
<b>Ratios to Average Net Assets:</b>					
Total expenses (c) . . . . .	0.27%	0.18%	0.18%	0.23%	0.45%
Net expenses (c) . . . . .	0.01%	0.05%	0.10%	0.07%	0.06%
Net investment income (loss) . . . . .	3.12%	2.57%	3.16%	2.28%	2.59%
Portfolio turnover rate (d) . . . . .	28%	4%	2%	8%	3%

- (a) Net investment income per share is calculated using the average shares method.
- (b) Total return is calculated assuming a purchase of shares at net asset value on the first day and a sale at net asset value on the last day of each period reported. Distributions are assumed, for the purpose of this calculation, to be reinvested at net asset value per share on the respective payment dates. Total return for periods of less than one year is not annualized. Results represent past performance and are not indicative of future results.
- (c) Ratio does not include the expenses of the corresponding Portfolio.
- (d) Portfolio turnover rate is from the corresponding Portfolio.

**STATE STREET INSTITUTIONAL INVESTMENT TRUST  
STATE STREET SMALL/MID CAP EQUITY INDEX FUND  
FINANCIAL HIGHLIGHTS**

*Selected data for a share outstanding throughout each period*

	Class A				
	Year Ended 12/31/19	Year Ended 12/31/18	Year Ended 12/31/17	Year Ended 12/31/16	For the Period 10/16/15* - 12/31/15
<b>Net asset value, beginning of period</b> . . . . .	\$ 10.47	\$11.95	\$10.67	\$ 9.30	\$10.00
<b>Income (loss) from investment operations:</b>					
Net investment income (loss) (a) . . . . .	0.22	0.32	0.53	0.07	0.05
Net realized and unrealized gain (loss) . . . . .	<u>2.65</u>	<u>(1.45)</u>	<u>1.37</u>	<u>1.41</u>	<u>(0.69)</u>
Total from investment operations . . . . .	<u>2.87</u>	<u>(1.13)</u>	<u>1.90</u>	<u>1.48</u>	<u>(0.64)</u>
<b>Distributions to shareholders from:</b>					
Net investment income . . . . .	(0.23)	(0.15)	(0.25)	(0.11)	(0.06)
Net realized gains . . . . .	<u>(0.44)</u>	<u>(0.20)</u>	<u>(0.37)</u>	<u>(0.00)</u> (b)	—
Total distributions . . . . .	<u>(0.67)</u>	<u>(0.35)</u>	<u>(0.62)</u>	<u>(0.11)</u>	<u>(0.06)</u>
Net asset value, end of period . . . . .	<u>\$ 12.67</u>	<u>\$ 10.47</u>	<u>\$ 11.95</u>	<u>\$ 10.67</u>	<u>\$ 9.30</u>
<b>Total return (c)</b> . . . . .	27.42%	(9.35)%	17.87%	15.67%	(6.27)%
<b>Ratios and Supplemental Data:</b>					
Net assets, end of period (in 000s) . . . . .	\$22,037	\$9,274	\$ 988	\$ 114	\$ 97
<b>Ratios to Average Net Assets:</b>					
Total expenses (d) . . . . .	0.79%	0.80%	1.10%	2.48%	5.08%(e)
Net expenses (d) . . . . .	0.49%	0.29%	0.35%	0.30%	0.30%(e)
Net investment income (loss) . . . . .	1.76%	2.65%	4.60%	0.69%	2.55%(e)
Portfolio turnover rate (f) . . . . .	51%	22%	21%	21%	8%(g)

\* Commencement of operations.

(a) Net investment income per share is calculated using the average shares method.

(b) Amount is less than \$0.005 per share.

(c) Total return is calculated assuming a purchase of shares at net asset value on the first day and a sale at net asset value on the last day of each period reported.

Distributions are assumed, for the purpose of this calculation, to be reinvested at net asset value per share on the respective payment dates. Total return for periods of less than one year is not annualized. Results represent past performance and are not indicative of future results.

(d) Ratio does not include the expenses of the corresponding Portfolio.

(e) Annualized.

(f) Portfolio turnover rate is from the corresponding Portfolio.

(g) Not annualized.

**STATE STREET INSTITUTIONAL INVESTMENT TRUST  
STATE STREET SMALL/MID CAP EQUITY INDEX FUND  
FINANCIAL HIGHLIGHTS**

*Selected data for a share outstanding throughout each period*

	Class I				
	Year Ended 12/31/19	Year Ended 12/31/18	Year Ended 12/31/17	Year Ended 12/31/16	For the Period 10/16/15* - 12/31/15
<b>Net asset value, beginning of period</b> . . . . .	\$10.48	\$11.95	\$10.67	\$ 9.30	\$10.00
<b>Income (loss) from investment operations:</b>					
Net investment income (loss) (a) . . . . .	0.19	0.20	0.40	0.14	0.06
Net realized and unrealized gain (loss) . . . . .	2.72	(1.29)	1.53	1.37	(0.70)
Total from investment operations . . . . .	2.91	(1.09)	1.93	1.51	(0.64)
<b>Distributions to shareholders from:</b>					
Net investment income . . . . .	(0.28)	(0.18)	(0.28)	(0.14)	(0.06)
Net realized gains . . . . .	(0.44)	(0.20)	(0.37)	(0.00)(b)	—
Total distributions . . . . .	(0.72)	(0.38)	(0.65)	(0.14)	(0.06)
Net asset value, end of period . . . . .	\$ 12.67	\$ 10.48	\$ 11.95	\$ 10.67	\$ 9.30
<b>Total return (c)</b> . . . . .	27.70%	(9.07)%	18.16%	15.96%	(6.18)%
<b>Ratios and Supplemental Data:</b>					
Net assets, end of period (in 000s) . . . . .	\$6,312	\$5,038	\$4,135	\$ 297	\$ 97
<b>Ratios to Average Net Assets:</b>					
Total expenses (d) . . . . .	0.46%	0.61%	0.90%	2.22%	4.83%(e)
Net expenses (d) . . . . .	0.17%	0.07%	0.11%	0.05%	0.05%(e)
Net investment income (loss) . . . . .	1.58%	1.58%	3.42%	1.42%	2.80%(e)
Portfolio turnover rate (f) . . . . .	51%	22%	21%	21%	8%(g)

\* Commencement of operations.

(a) Net investment income per share is calculated using the average shares method.

(b) Amount is less than \$0.005 per share.

(c) Total return is calculated assuming a purchase of shares at net asset value on the first day and a sale at net asset value on the last day of each period reported.

Distributions are assumed, for the purpose of this calculation, to be reinvested at net asset value per share on the respective payment dates. Total return for periods of less than one year is not annualized. Results represent past performance and are not indicative of future results.

(d) Ratio does not include the expenses of the corresponding Portfolio.

(e) Annualized.

(f) Portfolio turnover rate is from the corresponding Portfolio.

(g) Not annualized.

**STATE STREET INSTITUTIONAL INVESTMENT TRUST  
STATE STREET SMALL/MID CAP EQUITY INDEX FUND  
FINANCIAL HIGHLIGHTS**

*Selected data for a share outstanding throughout each period*

	Class K				
	Year Ended 12/31/19	Year Ended 12/31/18	Year Ended 12/31/17	Year Ended 12/31/16	For the Period 8/12/15* - 12/31/15
<b>Net asset value, beginning of period</b> . . . . .	\$ 10.48	\$ 11.95	\$ 10.67	\$ 9.30	\$10.00
<b>Income (loss) from investment operations:</b>					
Net investment income (loss) (a) . . . . .	0.27	0.29	0.15	0.15	0.06
Net realized and unrealized gain (loss) . . . . .	<u>2.65</u>	<u>(1.38)</u>	<u>1.78</u>	<u>1.36</u>	<u>(0.70)</u>
Total from investment operations . . . . .	<u>2.92</u>	<u>(1.09)</u>	<u>1.93</u>	<u>1.51</u>	<u>(0.64)</u>
<b>Distributions to shareholders from:</b>					
Net investment income . . . . .	(0.29)	(0.18)	(0.28)	(0.14)	(0.06)
Net realized gains . . . . .	<u>(0.44)</u>	<u>(0.20)</u>	<u>(0.37)</u>	<u>(0.00)(b)</u>	<u>—</u>
Total distributions . . . . .	<u>(0.73)</u>	<u>(0.38)</u>	<u>(0.65)</u>	<u>(0.14)</u>	<u>(0.06)</u>
Net asset value, end of period . . . . .	<u>\$ 12.67</u>	<u>\$ 10.48</u>	<u>\$ 11.95</u>	<u>\$ 10.67</u>	<u>\$ 9.30</u>
<b>Total return (c)</b> . . . . .	27.84%	(9.03)%	18.16%	16.21%	(6.38)%
<b>Ratios and Supplemental Data:</b>					
Net assets, end of period (in 000s) . . . . .	\$77,885	\$38,195	\$18,750	\$14,098	\$3,930
<b>Ratios to Average Net Assets:</b>					
Total expenses (d) . . . . .	0.34%	0.55%	0.96%	2.21%	4.71%(e)
Net expenses (d) . . . . .	0.05%	0.04%	0.05%	0.05%	0.05%(e)
Net investment income (loss) . . . . .	2.17%	2.37%	1.29%	1.51%	1.49%(e)
Portfolio turnover rate (f) . . . . .	51%	22%	21%	21%	8%(g)

\* Commencement of operations.

(a) Net investment income per share is calculated using the average shares method.

(b) Amount is less than \$0.005 per share.

(c) Total return is calculated assuming a purchase of shares at net asset value on the first day and a sale at net asset value on the last day of each period reported.

Distributions are assumed, for the purpose of this calculation, to be reinvested at net asset value per share on the respective payment dates. Total return for periods of less than one year is not annualized. Results represent past performance and are not indicative of future results.

(d) Ratio does not include the expenses of the corresponding Portfolio.

(e) Annualized.

(f) Portfolio turnover rate is from the corresponding Portfolio.

(g) Not annualized.

## INDEX/TRADEMARK LICENSES/DISCLAIMERS

The Index Providers are not affiliated with the Trust, the Adviser, the Funds' Administrator, Sub-Administrator, Custodian, Transfer Agent, SSGA FD or any of their respective affiliates. The Adviser ("Licensee") has entered into license agreements with the Index Providers pursuant to which the Adviser pays a fee to use their respective Indices. The Adviser is sub-licensing rights to the Indices to the Funds at no charge.

S&P Index: "S&P" and "Standard & Poor's" are registered trademarks of Standard and Poor's Financial Services LLC ("S&P"), a division of S&P Global, and have been licensed for use by S&P Dow Jones Indices LLC ("SPDJI") and sub-licensed for use by the Adviser. Dow Jones® is a registered trademark of Dow Jones Trademark Holdings LLC.

The State Street Equity 500 Index Fund is not sponsored, endorsed, sold or marketed by S&P Dow Jones Indices LLC, Dow Jones, S&P, any of their respective affiliates (collectively, "S&P Dow Jones Indices"). S&P Dow Jones Indices does not make any representation or warranty, express or implied, to the owners of the State Street Equity 500 Index Fund or any member of the public regarding the advisability of investing in securities generally or in the State Street Equity 500 Index Fund particularly or the ability of the Indices to track general market performance. S&P Dow Jones Indices licenses to Licensee the Index and certain trademarks, service marks and/or trade names of S&P Dow Jones Indices and/or its licensors. The Indices are determined, composed and calculated by S&P Dow Jones Indices without regard to Licensee or the State Street Equity 500 Index Fund. S&P Dow Jones Indices have no obligation to take the needs of Licensee or the owners of the State Street Equity 500 Index Fund into consideration in determining, composing or calculating the Indices. S&P Dow Jones Indices is not responsible for and has not participated in the determination of the prices, and amount of the State Street Equity 500 Index Fund or the timing of the issuance or sale of the State Street Equity 500 Index Fund or in the determination or calculation of the equation by which the State Street Equity 500 Index Fund are to be converted into cash, surrendered or redeemed, as the case may be. S&P Dow Jones Indices has no obligation or liability in connection with the administration, marketing or trading of the State Street Equity 500 Index Fund. S&P Dow Jones Indices LLC is not an investment or tax advisor. Inclusion of a security within an index is not a recommendation by S&P Dow Jones Indices to buy, sell, or hold such security, nor is it considered to be investment advice.

NEITHER S&P DOW JONES INDICES NOR THIRD PARTY LICENSOR GUARANTEES THE ADEQUACY, ACCURACY, TIMELINESS AND/OR THE COMPLETENESS OF THE INDICES OR ANY DATA RELATED THERETO OR ANY COMMUNICATION, INCLUDING BUT NOT LIMITED TO, ORAL OR WRITTEN COMMUNICATION (INCLUDING ELECTRONIC COMMUNICATIONS) WITH RESPECT THERETO. S&P DOW JONES INDICES AND THIRD PARTY LICENSOR SHALL NOT BE SUBJECT TO ANY DAMAGES OR LIABILITY FOR ANY ERRORS, OMISSIONS, OR DELAYS THEREIN. S&P DOW JONES INDICES AND THIRD PARTY LICENSOR MAKES NO EXPRESS OR IMPLIED WARRANTIES, AND EXPRESSLY DISCLAIMS ALL WARRANTIES, OF MERCHANTABILITY OR FITNESS FOR A PARTICULAR PURPOSE OR USE OR AS TO RESULTS TO BE OBTAINED BY LICENSEE, OWNERS OF THE STATE STREET EQUITY 500 INDEX FUND, OR ANY OTHER PERSON OR ENTITY FROM THE USE OF THE INDICES OR WITH RESPECT TO ANY DATA RELATED THERETO. WITHOUT LIMITING ANY OF THE FOREGOING, IN NO EVENT WHATSOEVER SHALL S&P DOW JONES INDICES OR THIRD PARTY LICENSOR BE LIABLE FOR ANY INDIRECT, SPECIAL, INCIDENTAL, PUNITIVE, OR CONSEQUENTIAL DAMAGES INCLUDING BUT NOT LIMITED TO, LOSS OF PROFITS, TRADING LOSSES, LOST TIME OR GOODWILL, EVEN IF THEY HAVE BEEN ADVISED OF THE POSSIBILITY OF SUCH DAMAGES, WHETHER IN CONTRACT, TORT, STRICT LIABILITY, OR OTHERWISE. THERE ARE NO THIRD PARTY BENEFICIARIES OF ANY AGREEMENTS OR ARRANGEMENTS BETWEEN S&P DOW JONES INDICES AND LICENSEE, OTHER THAN THE LICENSORS OF S&P DOW JONES INDICES.

"BLOOMBERG® is a trademark and service mark of Bloomberg Finance L.P. BARCLAYS® is a trademark and service mark of Barclays Bank Plc, used under license. Bloomberg Finance L.P. and its affiliates, including Bloomberg Index Services Limited ("BISL") (collectively, "Bloomberg"), or Bloomberg's licensors own all proprietary rights in the "Bloomberg Barclays U.S. Aggregate Bond Index."

Neither Barclays Bank PLC, Barclays Capital Inc., nor any affiliate (collectively "Barclays") nor Bloomberg is the issuer or producer of State Street Aggregate Bond Index Portfolio and neither Bloomberg nor Barclays has any responsibilities, obligations or duties to investors in State Street Aggregate Bond Index Portfolio. The Bloomberg Barclays U.S. Aggregate Bond Index is licensed for use by State Street Global Advisors as the Issuer of State Street Aggregate Bond Index Portfolio. The only relationship of Bloomberg and Barclays with the Issuer in respect of Bloomberg Barclays U.S. Aggregate Bond Index is the licensing of the Bloomberg Barclays U.S. Aggregate Bond Index, which is determined, composed and calculated by BISL, or any successor thereto, without regard to the Issuer or the State Street Aggregate Bond Index Portfolio or the owners of the State Street Aggregate Bond Index Portfolio.

Additionally, State Street Global Advisors of State Street Aggregate Bond Index Portfolio may for itself execute transaction(s) with Barclays in or relating to the Bloomberg Barclays U.S. Aggregate Bond Index in connection with State Street Aggregate Bond Index Portfolio. Investors acquire State Street Aggregate Bond Index Portfolio from State Street Global Advisors and investors neither acquire any interest in Bloomberg Barclays U.S. Aggregate Bond Index nor enter into any relationship of any kind whatsoever with Bloomberg or Barclays upon making an investment in State Street Aggregate Bond Index Portfolio. The State Street Aggregate Bond Index Portfolio are not sponsored, endorsed, sold or promoted by Bloomberg or Barclays. Neither Bloomberg nor Barclays makes any representation or warranty, express or implied, regarding the advisability of investing in the State Street Aggregate Bond Index Portfolio or the advisability of investing in securities generally or the ability of the Bloomberg Barclays U.S. Aggregate Bond Index to track corresponding or relative market performance. Neither Bloomberg nor Barclays has passed on the legality or suitability of the State Street Aggregate Bond Index Portfolio with respect to any person or entity. Neither Bloomberg nor Barclays is responsible for or has participated in the determination of the timing of, prices at, or quantities of the State Street Aggregate Bond Index Portfolio to be issued. Neither Bloomberg nor Barclays has any obligation to take the needs of the Issuer or the owners of the State Street Aggregate Bond Index Portfolio or any other third party into consideration in determining, composing or calculating the Bloomberg Barclays U.S. Aggregate Bond Index. Neither Bloomberg nor Barclays has any obligation or liability in connection with administration, marketing or trading of the State Street Aggregate Bond Index Portfolio.

The licensing agreement between Bloomberg and Barclays is solely for the benefit of Bloomberg and Barclays and not for the benefit of the owners of the State Street Aggregate Bond Index Portfolio, investors or other third parties. In addition, the licensing agreement between State Street Global Advisors and Bloomberg is solely for the benefit of State Street Global Advisors and Bloomberg and not for the benefit of the owners of the State Street Aggregate Bond Index Portfolio, investors or other third parties.

NEITHER BLOOMBERG NOR BARCLAYS SHALL HAVE ANY LIABILITY TO THE ISSUER, INVESTORS OR OTHER THIRD PARTIES FOR THE QUALITY, ACCURACY AND/OR COMPLETENESS OF THE BLOOMBERG BARCLAYS U.S. AGGREGATE BOND INDEX OR ANY DATA INCLUDED THEREIN OR FOR INTERRUPTIONS IN THE DELIVERY OF THE BLOOMBERG BARCLAYS U.S. AGGREGATE BOND INDEX. NEITHER BLOOMBERG NOR BARCLAYS MAKES ANY WARRANTY, EXPRESS OR IMPLIED, AS TO RESULTS TO BE OBTAINED BY THE ISSUER, THE INVESTORS OR ANY OTHER PERSON OR ENTITY FROM THE USE OF THE BLOOMBERG BARCLAYS U.S. AGGREGATE BOND INDEX OR ANY DATA INCLUDED THEREIN. NEITHER BLOOMBERG NOR BARCLAYS MAKES ANY EXPRESS OR IMPLIED WARRANTIES, AND EACH HEREBY EXPRESSLY DISCLAIMS ALL WARRANTIES OF MERCHANTABILITY OR FITNESS FOR A PARTICULAR PURPOSE OR USE WITH RESPECT TO THE BLOOMBERG BARCLAYS U.S. AGGREGATE BOND INDEX OR ANY DATA INCLUDED THEREIN. BLOOMBERG RESERVES THE RIGHT TO CHANGE THE METHODS OF CALCULATION OR PUBLICATION, OR TO CEASE THE CALCULATION OR PUBLICATION OF THE BLOOMBERG BARCLAYS U.S. AGGREGATE BOND INDEX, AND NEITHER BLOOMBERG NOR BARCLAYS SHALL BE LIABLE FOR ANY MISCALCULATION OF OR ANY INCORRECT, DELAYED OR INTERRUPTED PUBLICATION WITH RESPECT TO ANY OF THE BLOOMBERG BARCLAYS U.S. AGGREGATE BOND INDEX. NEITHER BLOOMBERG NOR BARCLAYS SHALL BE LIABLE FOR ANY DAMAGES, INCLUDING, WITHOUT LIMITATION, ANY SPECIAL, INDIRECT OR CONSEQUENTIAL DAMAGES, OR ANY LOST PROFITS, EVEN IF ADVISED OF THE POSSIBILITY OF SUCH, RESULTING FROM THE USE OF THE BLOOMBERG BARCLAYS U.S. AGGREGATE BOND INDEX OR ANY DATA INCLUDED THEREIN OR WITH RESPECT TO THE STATE STREET AGGREGATE BOND INDEX PORTFOLIO.

None of the information supplied by Bloomberg or Barclays and used in this publication may be reproduced in any manner without the prior written permission of both Bloomberg and Barclays Capital, the investment banking division of Barclays Bank PLC. Barclays Bank PLC is registered in England No. 1026167, registered office 1 Churchill Place London E14 5HP."

THE STATE STREET GLOBAL ALL CAP EQUITY EX-U.S. INDEX FUND IS NOT SPONSORED, ENDORSED, SOLD OR PROMOTED BY MSCI INC. ("MSCI"), MSCI'S PARENT COMPANY, ANY OF MSCI'S OR MSCI'S PARENT COMPANY'S DIRECTLY OR INDIRECTLY HELD SUBSIDIARIES, ANY OF MSCI'S OR MSCI'S PARENT COMPANY'S INFORMATION PROVIDERS OR ANY THIRD PARTY INVOLVED IN, OR RELATED TO, COMPILING, COMPUTING OR CREATING ANY MSCI INDEX (COLLECTIVELY, THE "MSCI PARTIES"). THE MSCI INDICES ARE THE EXCLUSIVE PROPERTY OF MSCI. MSCI AND THE MSCI INDEX NAMES ARE SERVICE MARK(S) OF MSCI OR ITS AFFILIATES AND HAVE BEEN LICENSED FOR USE FOR CERTAIN PURPOSES BY THE LICENSEE. NONE OF THE MSCI PARTIES MAKES ANY REPRESENTATION OR WARRANTY, EXPRESS OR IMPLIED, TO THE ISSUER OR OWNERS OF THE MSCI FUNDS OR ANY OTHER PERSON OR ENTITY REGARDING THE ADVISABILITY OF INVESTING IN FUNDS GENERALLY OR IN THE MSCI FUNDS PARTICULARLY OR THE ABILITY OF ANY MSCI INDEX TO TRACK CORRESPONDING STOCK MARKET PERFORMANCE. MSCI OR ITS AFFILIATES ARE THE LICENSORS OF CERTAIN TRADEMARKS, SERVICE MARKS AND TRADE NAMES AND OF THE MSCI INDICES WHICH ARE DETERMINED, COMPOSED AND CALCULATED BY MSCI WITHOUT REGARD TO THE MSCI FUNDS OR THE ISSUER OR OWNERS OF THE MSCI FUNDS OR ANY OTHER PERSON OR

ENTITY. NONE OF THE MSCI PARTIES HAS ANY OBLIGATION TO TAKE THE NEEDS OF THE ISSUER OR OWNERS OF THE MSCI FUNDS OR ANY OTHER PERSON OR ENTITY INTO CONSIDERATION IN DETERMINING, COMPOSING OR CALCULATING THE MSCI INDICES. NONE OF THE MSCI PARTIES IS RESPONSIBLE FOR OR HAS PARTICIPATED IN THE DETERMINATION OF THE TIMING OF, PRICES AT, OR QUANTITIES OF THE MSCI FUNDS TO BE ISSUED OR IN THE DETERMINATION OR CALCULATION OF THE EQUATION BY OR THE CONSIDERATION INTO WHICH THE MSCI FUNDS ARE REDEEMABLE. FURTHER, NONE OF THE MSCI PARTIES HAS ANY OBLIGATION OR LIABILITY TO THE ISSUER OR OWNERS OF THE MSCI FUNDS OR ANY OTHER PERSON OR ENTITY IN CONNECTION WITH THE ADMINISTRATION, MARKETING OR OFFERING OF THE MSCI FUNDS.

ALTHOUGH MSCI SHALL OBTAIN INFORMATION FOR INCLUSION IN OR FOR USE IN THE CALCULATION OF THE MSCI INDICES FROM SOURCES THAT MSCI CONSIDERS RELIABLE, NONE OF THE MSCI PARTIES WARRANTS OR GUARANTEES THE ORIGINALITY, ACCURACY AND/OR THE COMPLETENESS OF ANY MSCI INDEX OR ANY DATA INCLUDED THEREIN. NONE OF THE MSCI PARTIES MAKES ANY WARRANTY, EXPRESS OR IMPLIED, AS TO RESULTS TO BE OBTAINED BY THE ISSUER OF THE MSCI FUNDS, OWNERS OF THE FUNDS, OR ANY OTHER PERSON OR ENTITY, FROM THE USE OF ANY MSCI INDEX OR ANY DATA INCLUDED THEREIN. NONE OF THE MSCI PARTIES SHALL HAVE ANY LIABILITY FOR ANY ERRORS, OMISSIONS OR INTERRUPTIONS OF OR IN CONNECTION WITH ANY MSCI INDEX OR ANY DATA INCLUDED THEREIN. FURTHER, NONE OF THE MSCI PARTIES MAKES ANY EXPRESS OR IMPLIED WARRANTIES OF ANY KIND, AND THE MSCI PARTIES HEREBY EXPRESSLY DISCLAIM ALL WARRANTIES OF MERCHANTABILITY AND FITNESS FOR A PARTICULAR PURPOSE, WITH RESPECT TO EACH MSCI INDEX AND ANY DATA INCLUDED THEREIN. WITHOUT LIMITING ANY OF THE FOREGOING, IN NO EVENT SHALL ANY OF THE MSCI PARTIES HAVE ANY LIABILITY FOR ANY DIRECT, INDIRECT, SPECIAL, PUNITIVE, CONSEQUENTIAL OR ANY OTHER DAMAGES (INCLUDING LOST PROFITS) EVEN IF NOTIFIED OF THE POSSIBILITY OF SUCH DAMAGES.

NO PURCHASER, SELLER OR HOLDER OF THE MSCI FUNDS, OR ANY OTHER PERSON OR ENTITY, SHOULD USE OR REFER TO ANY MSCI TRADE NAME, TRADEMARK OR SERVICE MARK TO SPONSOR, ENDORSE, MARKET OR PROMOTE THESE FUNDS WITHOUT FIRST CONTACTING MSCI TO DETERMINE WHETHER MSCI'S PERMISSION IS REQUIRED. UNDER NO CIRCUMSTANCES MAY ANY PERSON OR ENTITY CLAIM ANY AFFILIATION WITH MSCI WITHOUT THE PRIOR WRITTEN PERMISSION OF MSCI.

RUSSELL DOES NOT GUARANTEE THE ACCURACY AND/OR THE COMPLETENESS OF ANY OF THE INDICES OR ANY DATA INCLUDED THEREIN AND RUSSELL SHALL HAVE NO LIABILITY FOR ANY ERRORS, OMISSIONS, OR INTERRUPTIONS THEREIN. RUSSELL MAKES NO WARRANTY, EXPRESS OR IMPLIED, AS TO RESULTS TO BE OBTAINED BY THE FUNDS, INVESTORS, OWNERS OF THE PRODUCTS, OR ANY OTHER PERSON OR ENTITY FROM THE USE OF ANY OF THE INDICES OR ANY DATA INCLUDED THEREIN. RUSSELL MAKES NO EXPRESS OR IMPLIED WARRANTIES, AND EXPRESSLY DISCLAIMS ALL WARRANTIES OF MERCHANTABILITY OR FITNESS FOR A PARTICULAR PURPOSE OR USE WITH RESPECT TO ALL OF THE INDICES OR ANY DATA INCLUDED THEREIN. WITHOUT LIMITING ANY OF THE FOREGOING, IN NO EVENT SHALL RUSSELL HAVE ANY LIABILITY FOR ANY SPECIAL, PUNITIVE, INDIRECT, OR CONSEQUENTIAL DAMAGES (INCLUDING LOST PROFITS), EVEN IF NOTIFIED OF THE POSSIBILITY OF SUCH DAMAGES.



Contacting the State Street Funds

Online:

[www.ssgafunds.com](http://www.ssgafunds.com)

24 hours a day, 7 days a week

Phone:

(800) 647-7327

Monday – Friday 7:00 am – 5:00 pm EST

Written requests should be sent to:

**Regular mail**

State Street Funds  
P.O. Box 219737  
Kansas City, MO 64121-9737

**Overnight/ Registered, Express, Certified Mail**

State Street Funds  
430 W 7<sup>th</sup> Street Suite 219737  
Kansas City, MO 64105-1407

The Funds do not consider the U.S. Postal Service or other independent delivery services to be their agents. Therefore, deposits in the mail or with such services, or receipt at the Funds' post office box, of purchase orders or redemption requests, do not constitute receipt by the Funds or Transfer Agent.



For more information about the Funds:

The Funds' SAI includes additional information about the Funds and is incorporated by reference into this document. Additional information about the Funds' investments is available in the Funds' most recent annual and semi-annual reports to shareholders. In a Fund's annual report, you will find a discussion of the market conditions and investment strategies that significantly affected the Fund's performance during its last fiscal year. The Funds' SAI is available, without charge, upon request. The Funds' annual and semi-annual reports are available, without charge, upon request. Shareholders in the Funds may make inquiries to the Funds to receive such information by calling (800) 997-7327 or the customer service center at the telephone number shown in the accompanying contract prospectus, if applicable. Each Fund's Prospectus and SAI are available, and the annual and semi-annual reports to shareholders are available, free of charge, on the Funds' website at [www.ssgafunds.com](http://www.ssgafunds.com).

Reports and other information about the Funds are available free of charge on the EDGAR Database on the SEC's Internet site at <http://www.sec.gov>. Copies of this information also may be obtained, after paying a duplicating fee, by electronic request at the following E-mail address: [publicinfo@sec.gov](mailto:publicinfo@sec.gov).

**SSGA Funds Management, Inc.**  
ONE IRON STREET  
BOSTON, MASSACHUSETTS 02210

SSITEQABSTATPRO

The State Street Institutional Investment Trust's Investment Company Act File Number is 811-09819.